



WNQ 
Fitness



ADD:388#,Beiyang RD,Qingpu Area,Shanghai.
Mobile:0086-13918981609
[Http://www.wnq.com](http://www.wnq.com)

WNQ(SHANGHAI)BODY-BUILDING EQUIPMENT CO., LTD.



The logo of WNQ Company is like the Olympic flame, symbolizing the spirit of sports competition, and also shaped like a high-speed racing car, conveying the development concept of WNQ company: developing the brand at the speed of F1, building the brand with F1 technology, and healthy people around the world with F1 sports spirit!



SINCE 1989

CONTENTS

ABOUT US	01
CARDIO EQUIPMENT	05
Treadmill	07
Elliptical	23
Exercise Bike	33
Cardio Series	49
Rowing Machine	53
STRENGTH EQUIPMENT	61
5000 Series	63
7000 Series	69
W2000 Series	77
Meige A Series	83
518 Series	101
CASE APPRECIATION	109

LOCATION ADVANTAGE



WNQ is a leader of indoor fitness equipment manufacturer and innovator in China. Born in Fuzhou, Fujian in 1989, and headquartered in Shanghai in 2008. It continuously innovates technology and products in the fitness industry, providing intelligent fitness program for users, and promoting the development of the health business. WNQ always adheres to the concept of "providing first-class brand products for the health of the people around the world". After more than 30 years of accumulation, it continuously enhances the company's core competitiveness and aims to manufacture more professional indoor fitness equipment.

For technology and products, we have a strong R&D and production team, and a united and rigorous marketing team, adhering to the (innovative) concept (of being a first-class brand), constantly improve product quality, and adhering to the service oriented purpose. The main products have passed certifications such as GS, CE, NSCC, etc.

For the development of the company, we continuously strive for excellence and have been selected as a high-tech enterprise and a sports demonstration unit in Shanghai; Rated as one of the "Top 10 Consumer Trust Brands" in the fitness industry and awarded the title of "Top 10 Enterprises in China's Light Industry Fitness Equipment Industries".

WNQ company currently has hundreds of sales network in various large and medium-sized cities in China, and WNQ products are sold to more than 60 countries around the world.



Located in Shanghai



Talent concentration



Policy Support



Technology Developed

Honor&Qualification



Adopting International Standard Product Marking Certificate



China's 500 Most Valuable Brands



Certificate Of Contract Credit Rating



Products CE Certificate



GS Certificate



Certificate Of Conformity

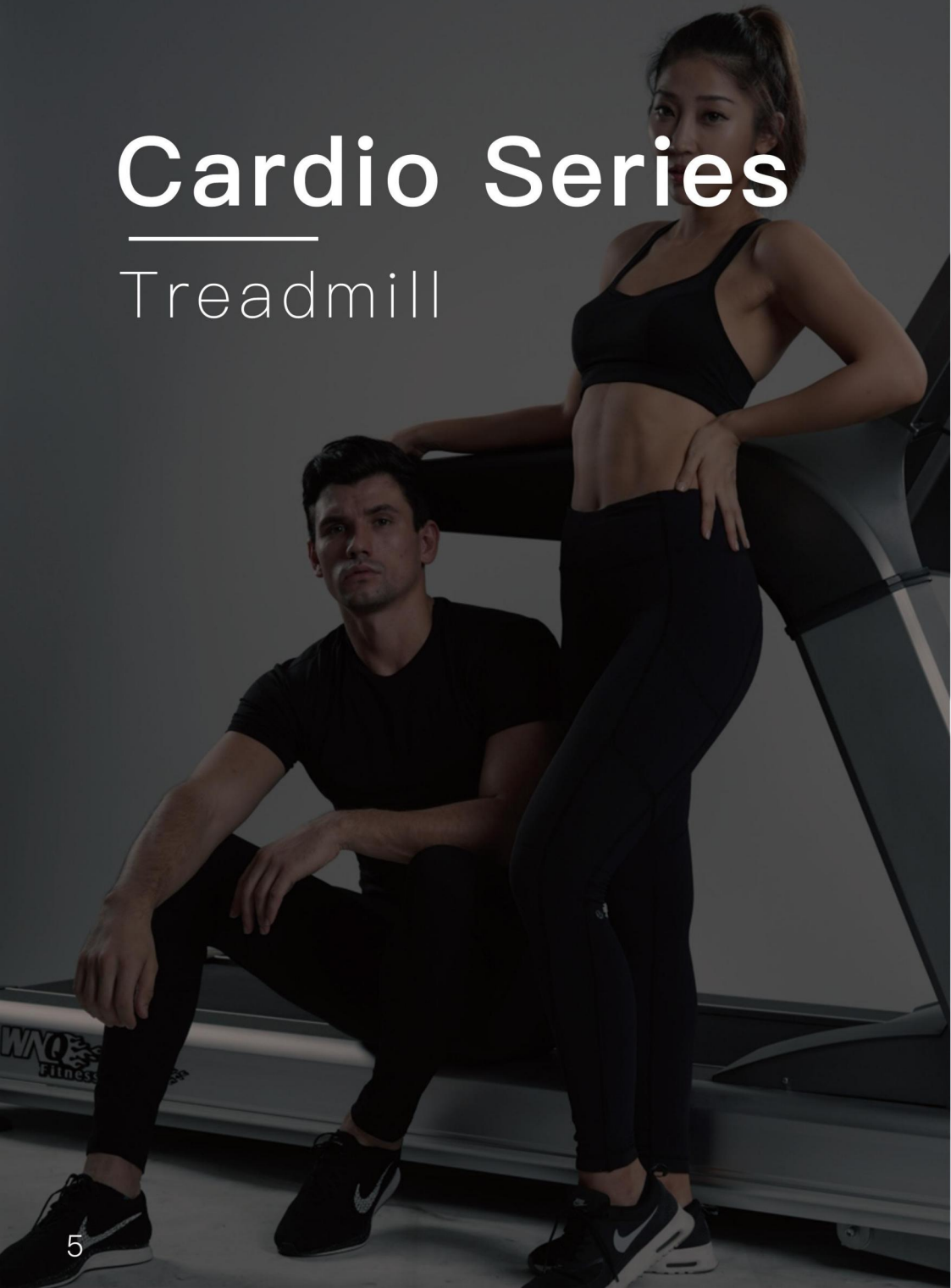
SALES SERVICE GLOBAL COVERAGE

WNQ Fitness has a global sales network, a professional sales team, and a comprehensive after-sales service system to meet all users worldwide.



Cardio Series

Treadmill



/CARDIO EQUIPMENT/

COMMERCIAL TREADMILL

VENUS-XI



Specification	Single Screen
Assemble Size	2330*990*1575(LxWxH mm)
Max Load	200kg
Net Weight	230kg
Gross Weight	270kg
Color	Champagne Color, Iron Gray, Silver Gray (Optional)
Power Supply	AC220±20V 16A
Motor	AC 4.0HP (Max 9HP)
Speed	0.6–25.0km/h
Incline	–4%–20% (24 Levels)
Shock Absorption System	Tai Chi Shock Absorption System
Heart Rate Test	Handhold Sensor
Walking Area	1600X600(LxW mm)
Running Belt	T2.5 (Self–lubricating)
Running Board	T25mm
Steam Tube	120*50*T2Rectangular tube
Screen	13.3" IPS full viewing angle display [Lower Screen]
Console Functions	Spec: Time, distance, calories, speed, slope, heart rate, etc. Programs: Reality Mode, Object Mode and Applied Multimedia
Others	Hi-Fi Stereo Speaker, Wireless Charging, Paddle Shifting, iPad Bracket, MP3 Earphone, USB Interface

/CARDIO EQUIPMENT/

COMMERCIAL TREADMILL

VENUS-XT



Specification	Dual Screens
Assemble Size	2330*990*1700(LxWxH mm)
Max Load	200kg
Net Weight	230kg
Gross Weight	302kg
Color	Champagne Color, Iron Gray, Silver Gray (Optional)
Power Supply	AC220±20V 16A
Motor	AC 4.0HP (Max 9HP)
Speed	0.6–25.0km/h
Incline	–4%–20% (24 Levels)
Shock Absorption System	Tai Chi Shock Absorption System
Heart Rate Test	Handhold Sensor
Walking Area	1600X600(LxW mm)
Running Belt	T2.5(Self–lubricating)
Running Board	T25mm
Steam Tube	120*50*T2Rectangular tube
Screen	13.3" LCD Touch Screen [Lower Screen]+21.5" LCD Touch Screen [Upper Screen] (1080P)
Console Functions	Spec: Time, distance, calories, speed, slope, heart rate, etc. Programs: Reality Mode, Object Mode and Applied Multimedia Multi-Media: Netflix, YouTube, TED, BBC News, Chrome etc.
Others	Hi-Fi Stereo Speaker, Wireless Charging, Paddle Shifting, iPad Bracket, MP3 Earphone, USB Interface

/CARDIO EQUIPMENT/

COMMERCIAL TREADMILL

VENUS-X2



Specification	
Assemble Size	2330*990*1700(LxWxH mm)
Max Load	200kg
Net Weight	230kg
Gross Weight	300kg
Color	Champagne Color, Iron Gray, Silver Gray (Optional)
Power Supply	AC220±20V 16A
Motor	AC 4.0HP (Max 9HP)
Speed	0.5–25.0km/h
Incline	–4%–20% (24 Levels)
Shock Absorption System	Tai Chi Shock Absorption System
Heart Rate Test	Handhold Sensor
Walking Area	1600X600(LxW mm)
Running Belt	T2.5 (Self-lubricating)
Running Board	T25mm
Steam Tube	120*50*T2Rectangular tube
Screen	LED Screen
Console Functions	The LED screen is mainly responsible for controlling the treadmill function, displaying calories, speed, slope, time, heart rate, distance, manual, preset, and usage modes.
Others	Hi-Fi Stereo Speaker, Wireless Charging, Paddle Shifting, iPad Bracket, MP3 Earphone, USB Interface

/CARDIO EQUIPMENT/

COMMERCIAL TREADMILL

V6 Pro



Specification	
Assemble Size	2145*880*1560(LxWxH mm)
Max Load	150kg
Net Weight	155kg
Inverter	2.2Kw/220V
Handrail Paddle Shifting	Adjust Speed and Incline
Power Supply	AC 220V/50 or 60HZ
Motor	AC 3HP (Max 7HP)
Speed	0.6–22.0km/h
Incline	–3–18%
Shock Absorption System	Automatic compensation type buffer device
Heart Rate Test	Handhold Sensor & Wireless Heart Rate Bracelet
Walking Area	1520x540 (Lxw mm)
Running Belt	T2.5mm
Running Board	T25mm
Steam	Unique X Structure
Screen	LED screen
Console Functions	The LED screen is mainly responsible for controlling the treadmill function, displaying calories, speed, slope, time, heart rate, distance, manual, preset, and usage modes.
Others	Hi-fi stereo, dial adjustment, Bluetooth

/CARDIO EQUIPMENT/

COMMERCIAL TREADMILL

V6



Specification	Single Screen
Assemble Size	2145*880*1450/2145*880*1470(LxWxH mm)
Max Load	150kg
Net Weight	150kg
Inverter	2.2Kw/220V
Handrail Paddle Shiftin	Adjust Speed and Incline
Power Supply	AC 220V/50 or 60HZ
Motor	AC 3HP (Max 7HP)
Speed	0.6–22.0km/h
Incline	0%–16%/–3–16%
Shock Absorption System	Automatic compensation type buffer device
Heart Rate Test	Handhold Sensor & Wireless Heart Rate Bracelet
Walking Area	1520x540 (Lxw mm)
Running Belt	T2.5mm
Running Board	T25mm
Steam	Unique X Structure
Screen	Acrylic touch screen
Console Functions	The acrylic touch screen is mainly responsible for controlling the treadmill function, displaying calories, speed, slope, time, heart rate, distance, manual, preset, and usage modes.
Others	Hi-fi stereo, dial adjustment, Bluetooth

/CARDIO EQUIPMENT/

COMMERCIAL TREADMILL

V6-TV1



Specification	Dual Screens
Assemble Size	2145*880*1570/2145*880*1610(LxWxH mm)
Max Load	150kg
Net Weight	155kg
Inverter	2.2Kw/220V
Handrail Paddle Shiftin	Adjust Speed and Incline
Power Supply	AC 220V/50 or 60HZ
Motor	AC 3HP (Max 7HP)
Speed	0.6–22.0km/h
Incline	0%–16%/–3–16%
Shock Absorption System	Automatic compensation type buffer device
Heart Rate Test	Handhold Sensor & Wireless Heart Rate Bracelet
Walking Area	1520x540 (Lxw mm)
Running Belt	T2.5mm
Running Board	T25mm
Steam	Unique X Structure
Screen	Acrylic touch screen+21.5" LCD touch screen
Console Functions	Spec: Time, distance, calories, speed, slope, heart rate, etc. Programs: Reality Mode, Object Mode and Applied Multimedia Multi-Media: Netflix, YouTube, TED, BBC News, Chrome etc.
Others	Hi-fi stereo, dial adjustment, Bluetooth

COMMERCIAL TREADMILL

F1-8900A
F1-8900A-TV3



Specification	LED	18.5' TV
Assemble Size	2350*950*1380(LxWxH mm)	
Max Load	200kg	
Net Weight	232kg	
Gross Weight	277.6kg	
Color	Black Sand Pattern	
Power Supply	AC220±20V 16A	
Motor	AC 4.0HP (Max 9HP)	
Speed	0.8–25.0km/h	
Incline	0%–18% (18 Levels)	
Shock Absorption System	Automatic compensation type buffer device	
Heart Rate Test	Handhold Sensor	
Walking Area	1600X600(LxW mm)	
Running Belt	T2.5mm	
Running Board	T25mm	
Steam Tube	192*66*T3.7 Shaped Tube	
Screen	LED double colors big windows plus 6 auxiliary windows	18.5" capacitive touch screen
控制台功能	Display Datas: speed, incline, calorie, time, heart rate, etc.;Standard handhold hear rate test (Optional wireless heart rate test); 12 Professional exercise modes, one manual mode and multiple preset modes, etc.; Play external USB flash disk music; Support Bluetooth to play music	Spec: Time, distance, calories, speed, slope, heart rate, etc. Programs: Reality Mode, Object Mode and Applied Multimedia Multi-Media: Netflix, YouTube, TED, BBC News, Chrome etc.
Others	Hi-Fi Stereo Speaker, Movement Wheels, Water Bottle Holder, MP3 Earphone, USB Interface	

COMMERCIAL TREADMILL

F1-8800A
F1-8800A-TV3



Specification	LED	15.6' TV
Assemble Size	2330*950*1600(LxWxH mm)	
Max Load	200kg	
Net Weight	217kg	
Gross Weight	263kg	
Color	Black Sand Pattern	
Power Supply	AC220±20V 16A	
Motor	AC 4.0HP (Max 9HP)	
Speed	0.8–25.0km/h	
Incline	0%–18% (18 Levels)	
Shock Absorption System	Automatic compensation type buffer device	
Heart Rate Test	Handhold Sensor	
Walking Area	1600X560 (LxW mm)	
Running Belt	T2.5mm	
Running Board	T25mm	
Steam Tube	PT180*60*T2.5 Oval Tube	
Screen	LED double colors big windows plus 6 auxiliary windows	15.6" capacitive touch screen
Console Functions	Display Datas: speed, incline, calorie, time, heart rate, etc.;Standard handhold hear rate test (Optional wireless heart rate test); 12 Professional exercise modes, one manual mode and multiple preset modes, etc.; Play external USB flash disk music; Support Bluetooth to play music	Spec: Time, distance, calories, speed, slope, heart rate, etc. Programs: Reality Mode, Object Mode and Applied Multimedia Multi-Media: Netflix, YouTube, TED, BBC News, Chrome etc.
Others	Hi-Fi Stereo Speaker, Movement Wheels, Water Bottle Holder, MP3 Earphone, USB Interface	

COMMERCIAL TREADMILL

F1-8000BA1



Specification	
Assemble Size	2180*830*1370 (LxWxH mm)
Max Load	150kg
Net Weight	154kg
Gross Weight	185kg
Color	Black Sand Pattern
Power Supply	AC220±20V 10A
Motor	AC 3.0HP (Max 7HP)
Speed	0.8–22.0km/h
Incline	0%–15% (15 Levels)
Shock Absorption System	Automatic compensation type buffer device
Heart Rate Test	Handhold Sensor
Walking Area	1600X560 (LxW mm)
Running Belt	T2.2mm
Running Board	T25mm
Steam Tube	110*50*T2 Rectangular tube
Screen	15.6" capacitive touch screen
Console Functions	Spec: Time, distance, calories, speed, slope, heart rate, etc. Programs: Reality Mode, Object Mode and Applied Multimedia Multi-Media: Netflix, YouTube, TED, BBC News, Chrome etc.
Others	Hi-Fi Stereo Speaker, Wireless Charging, Paddle Shifting, iPad Bracket, MP3 Earphone, USB Interface

SEMI-COMMERCIAL TREADMILL

F1-7000EA F1-7000EA-TV3



Specification	LCD	15.6" TV
Assemble Size	2063*800*1371 (LxWxH mm)	
Max Load	150kg	
Net Weight	142kg	
Gross Weight	177kg	
Color	Black Sand Pattern	
Power Supply	AC220±20V 10A	
Motor	AC 3.0HP (Max 7HP)	
Speed	0.8–18km/h	0.8–20km/h
Incline	0%–15% (15 Levels)	
Shock Absorption System	Automatic compensation type buffer device	
Heart Rate Test	Handhold Sensor	
Walking Area	1500X520 (LxW mm)	
Running Belt	T2.2mm	
Running Board	T25mm	
Steam Tube	120*50*T2 Rectangular tube	
Screen	LCD big window	15.6" capacitive touch screen
Console Functions	Display Datas: speed, incline, calorie, time, heart rate, etc.; Standard handhold heart rate test (Optional wireless heart rate test); 22 Professional exercise modes, one manual mode and multiple preset modes, etc.; Play external USB flash disk music;	Spec: Time, distance, calories, speed, slope, heart rate, etc. Programs: Reality Mode, Object Mode and Applied Multimedia Multi-Media: Netflix, YouTube, TED, BBC News, Chrome etc.
Others	Hi-Fi Stereo Speaker, Movement Wheels, Water Bottle Holder, Fan, MP3 Earphone, USB Interface	

SEMI-COMMERCIAL TREADMILL

F1-7000F

Specification	
Assemble Size	2100*800*1380 (LxWxH mm)
Max Load	150kg
Net Weight	137kg
Gross Weight	174kg
Color	Black Sand Pattern
Power Supply	AC220±20V 10A
Motor	DC 2.0HP (Max 3.0HP)
Speed	0.8–18km/h
Incline	0%–15% (15 Levels)
Shock Absorption System	Automatic compensation type buffer device
Heart Rate Test	Handhold Sensor
Walking Area	1500X520 (LxW mm)
Running Belt	T2.2mm
Running Board	T25mm
Steam Tube	120*50*T2 Oval Tube
Screen	LCD big window
Console Functions	<p>Display Datas: speed, incline, calorie, time, heart rate, etc.;Standard handhold hear rate test;</p> <p>22 Professional exercise modes</p> <p>Play external USB flash disk music;</p>
Others	Hi-Fi Stereo Speaker, Movement Wheels, Water Bottle Holder, MP3 Earphone, USB Interface

HOME USE TREADMILL

F1-6000A**F1-6000S**

Specification	LED	Acrylic touch screen
Assemble Size	1770*866*1400 (LxWxH mm)	
Max Load	120kg	
Net Weight	100kg	
Gross Weight	113kg	
Color	Silver Gray	
Power Supply	AC220±20V 10A	
Motor	DC 1.75HP (Max 3.0HP)	
Speed	0.8–16.0km/h	
Incline	0%–10%	
Shock Absorption System	Automatic compensation type three grades buffer device	
Heart Rate Test	Handhold Sensor	
Walking Area	1360*500 (LxW mm)	
Running Belt	T1.8mm	
Running Board	T18mm*1286mm*652mm	
Steam Tube	120*50*T2.0 Flat Oval Tube	
Screen	LED Green Light	LED White Light
Console Functions	<p>Display Datas: speed, incline, calorie, time, heart rate, etc.;Standard handhold hear rate test;</p> <p>8 Professional exercise modes</p> <p>Play external USB flash disk music, Support Bluetooth to play music</p>	<p>Display Datas: speed, incline, calorie, time, heart rate, steps, etc.;</p> <p>Standard handhold hear rate test;</p> <p>Equip with Mobile App, multiple exercise modes, intelligently upload sports data, share moments;</p> <p>Support Bluetooth connection</p>
Others	Hi-Fi Stereo Speaker, Movement Wheels, Water Bottle Holder, MP3 Earphone, External USB charging interface	

HOME USE TREADMILL

F1-5000M



Specification	
Assemble Size	1810*800*1320 (LxWxH mm)
Max Load	130kg
Net Weight	91kg
Gross Weight	100kg
Color	Black Sand Pattern
Power Supply	AC220±20V 10A
Motor	DC 1.75HP (Max 3.0HP)
Speed	0.8–16.0km/h
Incline	0%–10%
Shock Absorption System	Automatic compensation type three grades buffer device
Heart Rate Test	Handhold Sensor
Walking Area	1360*480 (LxW mm)
Running Belt	T1.8
Running Board	T18mm
Steam Tube	PT 80*40*T1.5 Flat Oval Tube
Screen	5 LED windows
Console Functions	Display Datas: speed, incline, calorie, time, heart rate, etc.; Marquee display; 8 Professional exercise modes Play external USB flash disk music
Others	Hi-Fi Stereo Speaker, Movement Wheels, Water Bottle Holder

HOME USE TREADMILL

F1-4000A


F1-4000S



Specification	LED	Acrylic touch screen
Assemble Size	1720*820*1335 (LxWxH mm)	
Max Load	100kg	
Net Weight	77kg	
Gross Weight	85kg	
Color	Silver Gray	
Power Supply	AC220±20V 10A	
Motor	DC 1.5HP (Max 2.5HP)	
Speed	0.8–15.0km/h	
Incline	0%–10%	
Shock Absorption System	Automatic compensation type three grades buffer device	
Heart Rate Test	Handhold Sensor	
Walking Area	1290*460 (LxW mm)	
Running Belt	T1.8	
Running Board	T18mm	
Steam Tube	PT 80*40*T1.5 Flat Oval Tube	
Screen	LED Green Light	LED White Light
Console Functions	Display Datas: speed, incline, calorie, time, heart rate, etc.; Standard handhold hear rate test; 8 Professional exercise modes Play external USB flash disk music, Support Bluetooth to play music	Display Datas: speed, incline, calorie, time, heart rate, steps, etc.; Standard handhold hear rate test; Equip with Mobile App, multiple exercise modes, intelligently upload sports data, share moments; Support Bluetooth connection
Others	Movement Wheels, Water Bottle Holder	

HOME USE TREADMILL

F1-2000M



Specification	
Assemble Size	1610*800*1345(LxWxH mm)
Max Load	90kg
Net Weight	55kg
Gross Weight	62.5kg
Color	blue
Power Supply	AC220±20V 10A
Motor	DC1.0HP (MAX1.6HP)
Speed	0.8–12.0km/h
Incline	\
Shock Absorption System	Automatic compensation type three grades buffer device
Heart Rate Test	\
Walking Area	1160*460(LxW mm)
Running Belt	T1.8
Running Board	T18mm
Steam Tube	PT 80*40*T1.2 Flat Oval Tube
Screen	LED White Light
Console Functions	Display Datas: speed, calorie, time, heart rate, steps, etc.; 6 Professional exercise modes
Others	Movement Wheels, Water Bottle Holder

HOME USE TREADMILL

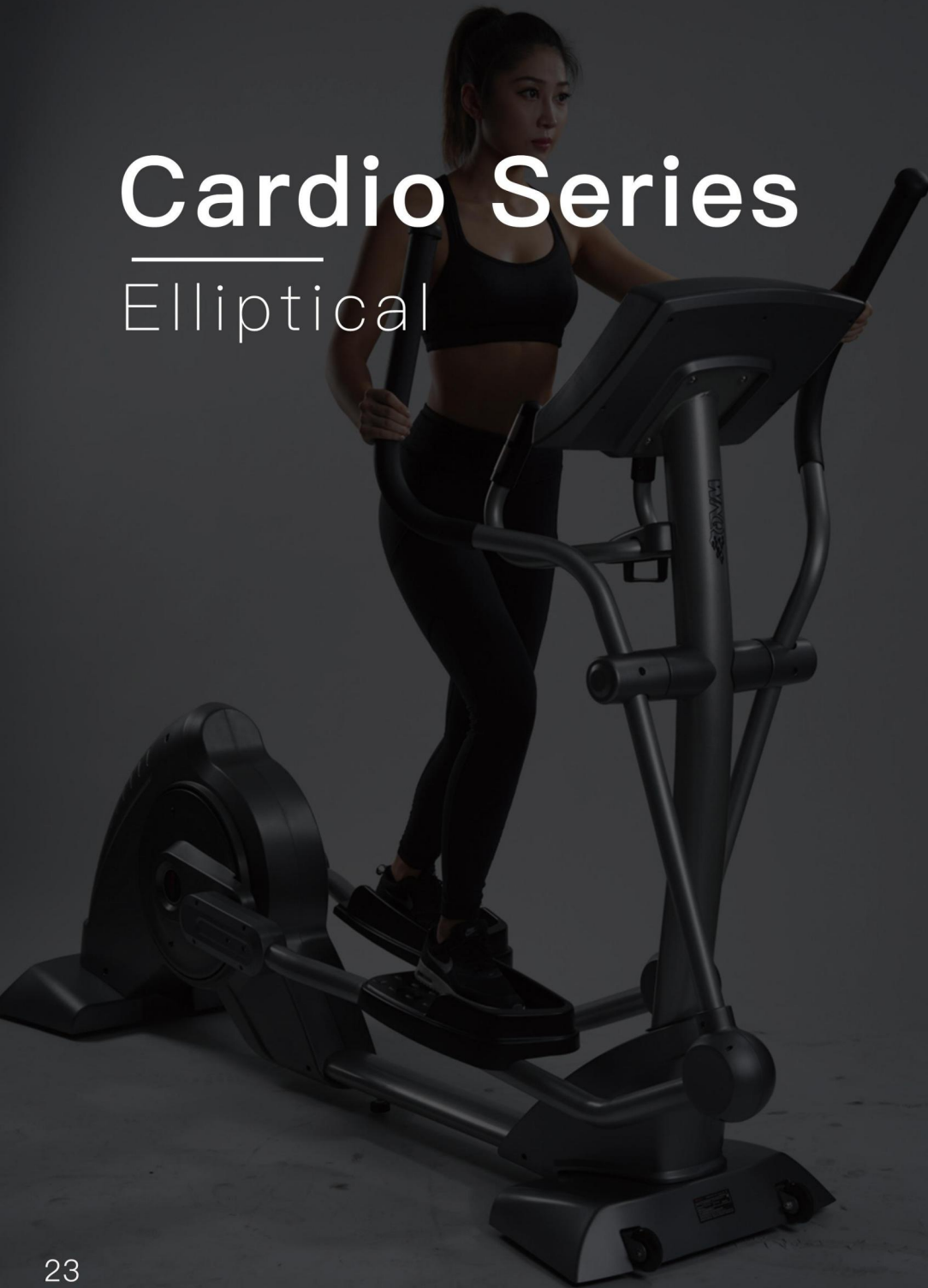
F1-3000M F1-3000R



Specification		
Assemble Size	1630*800*1345(LxWxH mm)	1720*836*1335(LxWxH mm)
Max Load	90kg	100kg
Net Weight	64kg	86kg
Gross Weight	73kg	95kg
Color	blue	Silver Gray
Power Supply	AC220±20V 10A	AC220±20V 10A
Motor	DC1.0HP (MAXHP)	DC1.5HP (MAX2.5HP)
Speed	0.8–12.0km/h	0.8–15.0km/h
Incline	\	0%–10%
Shock Absorption System	Automatic compensation type three grades buffer device	
Heart Rate Test	\	Handhold Sensor
Walking Area	1160*460(LxW mm)	1290*460(LxW mm)
Running Belt	T1.8	
Running Board	T18mm	
Steam Tube	PT 80*40*T1.5 Flat Oval Tube	
Screen	LED White Light	LED Green Light
Console Functions	Display Datas: speed, calorie, time, heart rate, steps, etc.; 8 Professional exercise modes Equip with Mobile App, multiple exercise modes, intelligently upload sports data, share moments; Support Bluetooth connection	Display Datas: speed, calorie, time, heart rate, etc.;Standard handhold hear rate test; 8 Professional exercise modes Play external USB flash disk music, Support Bluetooth to play music
Others	Movement Wheels, Water Bottle Holder	

Cardio Series

Elliptical



/CARDIO EQUIPMENT/

COMMERCIAL ELLIPTICAL

VENUS-XE



Specification	
Assemble Size	2177*793*1909 (LXWXHmm)
Max Load	200kg
Net Weight	239kg
Gross Weight	255kg
Color	Iron Gray, Silver Gray
Power Supply	220±20V AC 50/60HZ 10A
Incline	0 ~ 30%
Resistance Level	1-50
Resistance System	EMS resistance system
Stride	52cm
Brake System	\
Drivetrain System	Poly-V Belt
Heart Rate Test	Photodiode Sensor
Screen	LED screen
Console Functions	Spec: time, distance, calories, speed, heart rate, resistance etc. Programs: Target Mode, Preset Mode
Others	Hi-Fi Stereo Speaker, Movement Wheels, Water Bottle Holder, MP3 Earphone, USB Interface

/CARDIO EQUIPMENT/

COMMERCIAL ELLIPTICAL

VENUS-XE-TV1



Specification	
Assemble Size	2177*793*1909 (LXWXHmm)
Max Load	200kg
Net Weight	239kg
Gross Weight	255kg
Color	Iron Gray, Silver Gray
Power Supply	220±20V AC 50/60HZ 10A
Incline	0 ~ 30%
Resistance Level	1-50
Resistance System	EMS resistance system
Stride	52cm
Brake System	\
Drivetrain System	Poly-V Belt
Heart Rate Test	Photodiode Sensor
Screen	15.6" capacitive touch screen
Console Functions	Spec: time, distance, calories, speed, speed, power, heart rate, etc. Programs: Target Mode, Preset Mode and Apply Multimedia Multi-media: Netflix, YouTube, TED, BBC News, Chrome etc.
Others	Hi-Fi Stereo Speaker, Movement Wheels, Water Bottle Holder, MP3 Earphone, USB Interface

/CARDIO EQUIPMENT/

COMMERCIAL ELLIPTICAL (SWAN SERIES)

Designed by famous Italian designers

F1-8618A



Specification	
Assemble Size	1980*740*1700 (LXWXHmm)
Max Load	150kg
Net Weight	108kg
Gross Weight	120kg
Color	Black Sand Pattern
Power Supply	Self-generator
Power	60 RPM Max pedaling power 430W
Resistance Level	1-16
Resistance System	Self-generator electromagnetic control system
Stride	38cm
Brake System	\
Drivetrain System	Poly-V Belt
Flywheel	9.3Kgs φ242 Two-way self-generator electromagnetic control flywheel
Screen	LED Screen
Console Functions	Display time, speed, calorie, rotating speed, distance, heart rate, resistance, Oxygen consumption, watt, etc.; 10 built-in exercise modes, 1 manual mode, 6 preset modes, 2 custom modes, 1 heart rate mode
Others	

/CARDIO EQUIPMENT/

COMMERCIAL ELLIPTICAL

F1-8618B

F1-8618B-TV3



Specification	LED	15.6" TV
Assemble Size	2260*700*1690 (LXWXHmm)	
Max Load	150kg	
Net Weight	93kg	
Gross Weight	112kg	
Color	Black Sand Pattern	
Power Supply	Self-generator	AC220±20V 10A
Power	60 RPM Max pedaling power 430W	
Resistance Level	1-16	
Resistance System	Self-generator electromagnetic control system	EMS resistance system
Stride	45cm	
Brake System	\	
Drivetrain System	Poly-V Belt	
Flywheel	9.3kg φ242mm	
Screen	LED Screen	15.6" capacitive touch screen
Console Functions	Display time, speed, calorie, distance, heart rate, resistance, etc.; 8 built-in exercise modes, 1 manual mode, 7 preset modes; Console has 1 minutes power of delay function	Spec: time, distance, calories, speed, speed, power, heart rate, etc. Programs: Target Mode, Preset Mode and Apply Multimedia Multi-media: Netflix, YouTube, TED, BBC News, Chrome etc.
Others	Hi-Fi Stereo Speaker, Movement Wheels, Water Bottle Holder, MP3 Earphone, USB Interface	

/CARDIO EQUIPMENT/

SEMI-COMMERCIAL ELLIPTICAL

WNQ-7618A



Specification	
Assemble Size	1460*670*1580 (LXWXHmm)
Max Load	130kg
Net Weight	59kg
Gross Weight	63kg
Color	Black Sand Pattern
Power Supply	220VAC/50HZ
Power	60 RPM Max pedaling power 350W
Resistance Level	1-16
Resistance System	ECB motor permanent magnetic resistance system
Stride	40cm
Brake System	\
Drivetrain System	Poly-V Belt
Flywheel	9Kgs φ274 Two-way inner electromagnetic control flywheel
Screen	5" LCD Screen
Console Functions	Display time, speed, calorie, rotating speed, distance, heart rate, resistance, etc.; 17 built-in exercise modes, 1 heart rate response detection mode, 1 self-adjustment mode as needed, 1 body fat rate test mode, 4 heart rate value control modes, 4 custom modes
Others	Water Bottle Holder

/CARDIO EQUIPMENT/

SEMI-COMMERCIAL ELLIPTICAL

F1-7618B



Specification	
Assemble Size	1880*710*1800 (LXWXHmm)
Max Load	130kg
Net Weight	66kg
Gross Weight	74kg
Color	Silver Gray
Power Supply	220VAC/50HZ
Power	60 RPM Max pedaling power 350W
Resistance Level	1-16
Resistance System	ECB motor permanent magnetic resistance system
Stride	40cm
Brake System	\
Drivetrain System	Poly-V Belt
Flywheel	8Kgs φ274 Two-way inner magnetic control flywheel
Screen	5" LCD Blue Backlight Screen
Console Functions	Display time, speed, calorie, rotating speed, distance, heart rate, resistance, etc.; 10 built-in exercise modes, 1 manual mode, 6 preset modes, 2 custom modes, 1 heart rate mode
Others	

/CARDIO EQUIPMENT/

COMMERCIAL ELLIPTICAL

F1-7618C



Specification	
Assemble Size	1760*680*1790 (LXWXHmm)
Max Load	130kg
Net Weight	85kg
Gross Weight	101kg
Color	Black
Power Supply	AC220±20V
Power	70 RPM Max pedaling power 350W
Resistance Level	1-16
Resistance System	Internal Magnetron + ECB Motor
Stride	40cm
Brake System	\
Drivetrain System	Poly-V Belt
Flywheel	Bidirectional inner magnet 6kg
Screen	LCD Screen
Console Functions	Display time, speed, calorie, distance, heart rate, resistance, etc.;
Others	Water Bottle Holder

/CARDIO EQUIPMENT/

HOME USE ELLIPTICAL

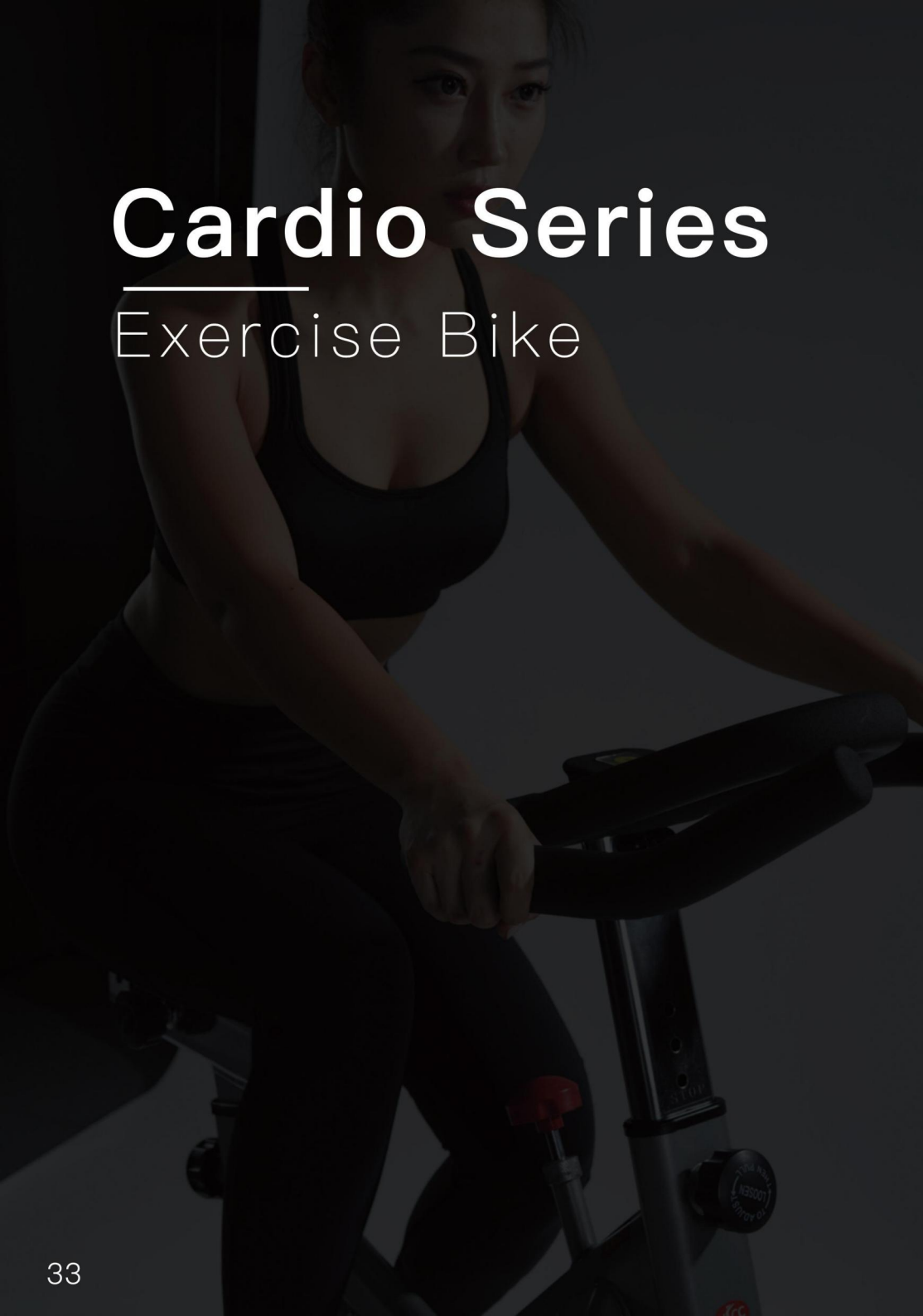
WNQ-3618A



Specification	
Assemble Size	1425*620*1565 (LXWXHmm)
Max Load	110kg
Net Weight	45kg
Gross Weight	50kg
Color	Silver Gray
Power Supply	3VDC
Power	60 RPM Max pedaling power 215W
Resistance Level	1-8
Resistance System	magnetic resistance system
Stride	32cm
Brake System	\
Drivetrain System	Poly-V Belt
Flywheel	7Kgs φ260 Two-way inner electromagnetic control flywheel
Screen	5" LCD Screen
Console Functions	Display time, speed, calorie, distance, heart rate, resistance, etc.;
Others	Water Bottle Holder

Cardio Series

Exercise Bike



/CARDIO EQUIPMENT/

COMMERCIAL UPRIGHT BIKE

F1-8318LC



Specification	
Assemble Size	1110*575*1340 (LXWXHmm)
Max Load	150kg
Net Weight	60kg
Gross Weight	70kg
Color	Black Sand Pattern
Power Supply	Self-generator
Power	60 RPM Max pedaling power 430W
Resistance Level	1-16
Resistance System	Self-generator electromagnetic control system
Stride	34cm
Brake System	\
Drivetrain System	Poly-V Belt
Flywheel	11Kgs φ265 One-way electromagnetic control flywheel
Screen	LED Screen
Console Functions	Display time, speed, calorie, distance, heart rate, resistance, etc.; 8 built-in exercise modes, 1 manual mode, 7 preset modes; Console has 1 minutes power of delay function
Others	Movement Wheels

/CARDIO EQUIPMENT/

COMMERCIAL UPRIGHT BIKE

F1-8318LC-TV3



Specification	
	1110*575*1340 (LXWXHmm)
	150kg
	66kg
	75kg
	Black Sand Pattern
	AC220±20V 10A
	60 RPM Max pedaling power 430W
	1-16
	EMS resistance system
	34cm
	\
	Poly-V Belt
	11Kgs φ265 One-way electromagnetic control flywheel
	15.6" capacitive touch screen
	Spec: time, distance, calories, speed, speed, power, heart rate, etc. Programs: Target Mode, Preset Mode and Apply Multimedia Multi-media: Netflix, YouTube, TED, BBC News, Chrome etc.
	Hi-Fi Stereo Speaker, Movement Wheels, MP3 Earphone, USB Interface

COMMERCIAL RECUMBENT BIKE

F1-8318WD

F1-8318WD-TV3



Specification	LED	15.6" TV
Assemble Size	1885*630*1300 (LXWXHmm)	
Max Load	150kg	
Net Weight	85.4kg	
Gross Weight	100.5kg	
Color	Black Sand Pattern	
Power Supply	Self-generator	AC220+20V 10A
Power	60 RPM Max pedaling power 430W	
Resistance Level	1-16	
Resistance System	Self-generator electromagnetic control system	EMS resistance system
Stride	34cm	
Brake System	\	
Drivetrain System	Poly-V Belt	
Flywheel	9.3Kgs φ242 One-way electromagnetic control flywheel	
Screen	LED Screen	15.6" capacitive touch screen
Console Functions	Display time, speed, calorie, distance, heart rate, resistance, etc.; 8 built-in exercise modes, 1 manual mode, 7 preset modes; Console has 1 minutes power of delay function	Spec: time, distance, calories, speed, speed, power, heart rate, etc. Programs: Target Mode, Preset Mode and Apply Multimedia Multi-media: Netflix, YouTube, TED, BBC News, Chrome etc.
Others	Hi-Fi Stereo Speaker, Movement Wheels	

COMMERCIAL UPRIGHT BIKE

F1-8318LB



Specification	
Assemble Size	1205*550*1560 (LXWXHmm)
Max Load	150kg
Net Weight	58kg
Gross Weight	66kg
Color	Black Sand Pattern
Power Supply	Self-generator
Power	60 RPM Max pedaling power 430W
Resistance Level	1-16
Resistance System	Self-generator electromagnetic control system
Stride	34cm
Brake System	\
Drivetrain System	Poly-V Belt
Flywheel	9.3Kgs φ242 One-way self-generator electromagnetic control flywheel
Screen	LED Screen
Console Functions	Display time, speed, calorie, rotating speed, distance, heart rate, resistance, Oxygen consumption, watt, etc.; 10 built-in exercise modes, 1 manual mode, 6 preset modes, 2 custom modes, 1 heart rate mode
Others	Water Bottle Holder

COMMERCIAL RECUMBENT BIKE

F1-8318WB



Specification	
Assemble Size	1754*658*1341 (LXWXHmm)
Max Load	150kg
Net Weight	83kg
Gross Weight	96kg
Color	Black Sand Pattern
Power Supply	Self-generator
Power	60 RPM Max pedaling power 430W
Resistance Level	1-16
Resistance System	Self-generator electromagnetic control system
Stride	34cm
Brake System	\
Drivetrain System	Poly-V Belt
Flywheel	9.3Kgs φ242 One-way self-generator electromagnetic control flywheel
Screen	LED Screen
Console Functions	Display time, speed, calorie, rotating speed, distance, heart rate, resistance, Oxygen consumption, watt, etc.; 10 built-in exercise modes, 1 manual mode, 6 preset modes, 2 custom modes, 1 heart rate mode
Others	

SEMI-COMMERCIAL UPRIGHT BIKE

F1-7318LC



Specification	
Assemble Size	1020*600*1510 (LXWXHmm)
Max Load	130kg
Net Weight	40kg
Gross Weight	44kg
Color	Silver Gray
Power Supply	220VAC/50HZ
Power	60 RPM Max pedaling power 350W
Resistance Level	1-16
Resistance System	ECB motor permanent magnetic resistance system
Stride	30cm
Brake System	\
Drivetrain System	Poly-V Belt
Flywheel	8Kgs φ260 Two-way inner magnetic control flywheel
Screen	5" LCD Blue Backlight Screen
Console Functions	Display time, speed, calorie, rotating speed, distance, heart rate, resistance, etc.; 10 built-in exercise modes, 1 manual mode, 6 preset modes, 2 custom modes, 1 heart rate mode
Others	

/CARDIO EQUIPMENT/

SEMI-COMMERCIAL UPRIGHT BIKE

WNQ-7318LB



Specification	
Assemble Size	1180*542*1370 (LXWXHmm)
Max Load	130kg
Net Weight	35kg
Gross Weight	38kg
Color	Black Sand Pattern
Power Supply	220VAC/50HZ
Power	60 RPM Max pedaling power 350W
Resistance Level	1-16
Resistance System	ECB motor permanent magnetic resistance system
Stride	30cm
Brake System	\
Drivetrain System	Poly-V Belt
Flywheel	8.7Kgs φ274 Two-way inner magnetic control flywheel
Screen	5" LCD Blue Backlight Screen
Console Functions	Display time, speed, calorie, rotating speed, distance, heart rate, resistance, etc.; 10 built-in exercise modes, 1 manual mode, 6 preset modes, 2 custom modes, 1 heart rate mode
Others	Water Bottle Holder

/CARDIO EQUIPMENT/

SEMI-COMMERCIAL RECUMBENT BIKE

WNQ-7318WB



Specification	
Assemble Size	1020*600*1510 (LXWXHmm)
Max Load	130kg
Net Weight	48kg
Gross Weight	52kg
Color	Black Sand Pattern
Power Supply	220VAC/50HZ
Power	60 RPM Max pedaling power 350W
Resistance Level	1-16
Resistance System	ECB motor permanent magnetic resistance system
Stride	32CM
Brake System	\
Drivetrain System	Poly-V Belt
Flywheel	8.7Kgs φ274 Two-way inner magnetic control flywheel
Screen	5" LCD Blue Backlight Screen
Console Functions	Display time, speed, calorie, rotating speed, distance, heart rate, resistance, etc.; 10 built-in exercise modes, 1 manual mode, 6 preset modes, 2 custom modes, 1 heart rate mode
Others	

SEMI-COMMERCIAL RECUMBENT BIKE

F1-7318WD



Specification	
Assemble Size	1700*600*1100 (LXWXHmm)
Max Load	130kg
Net Weight	55kg
Gross Weight	60kg
Color	Silver Gray
Power Supply	AC100-240V/50-60Hz DC9V/1.3A
Power	\
Resistance Level	1-16
Resistance System	ECB motor permanent magnetic resistance system
Stride	30cm
Brake System	\
Drivetrain System	Poly-V Belt
Flywheel	8Kgs φ260 Two-way inner magnetic control flywheel
Screen	LCD Blue Backlight Screen
Console Functions	Display time, speed, calorie, rotating speed, distance, heart rate, resistance, etc.; 10 built-in exercise modes, 1 manual mode, 6 preset modes, 2 custom modes, 1 heart rate mode
Others	

COMMERCIAL STEPPER

F1-8718A

F1-8718A-TV3



Specification	LED	15.6" TV
Assemble Size	1320*850*1750 (LXWXHmm)	
Max Load	150kg	
Net Weight	93.8kg	
Gross Weight	106kg	
Color	Black Sand Pattern	
Power Supply	Self-generator	AC220±20V 10A
Power	60 RPM Max pedaling power 430W	
Resistance Level	1-16	
Resistance System	Self-generator electromagnetic control system	EMS resistance system
Stride	90cm	
Brake System	\	
Drivetrain System	Poly-V Belt	
Flywheel	\	
Screen	LED Screen	15.6" capacitive touch screen
Console Functions	Display time, speed, calorie, distance, heart rate, resistance, etc.; 8 built-in exercise modes, 1 manual mode, 7 preset modes; Console has 1 minutes power of delay function	Spec: time, distance, calories, speed, speed, power, heart rate, etc. Programs: Target Mode, Preset Mode and Apply Multimedia Multi-media: Netflix, YouTube, TED, BBC News, Chrome etc.
Others	Hi-Fi Stereo Speaker, Movement Wheels, Water Bottle Holder, MP3 Earphone, USB Interface	

/CARDIO EQUIPMENT/

HOME USE UPRIGHT BIKE

WNQ-3318LA



Specification	
Assemble Size	982*545*1395 (LXWXHmm)
Max Load	110kg
Net Weight	32kg
Gross Weight	37kg
Color	Silver Gray
Power Supply	3VDC
Power	60 RPM Max pedaling power 215W
Resistance Level	1-8
Resistance System	electromagnetism
Stride	32cm
Brake System	\
Drivetrain System	Poly-V Belt
Flywheel	7kg ϕ 260 Two-way inner magnetic control flywheel
Screen	LCD
Console Functions	Display time, speed, calorie, rotating speed, distance, heart rate, resistance, etc.;
Others	Water Bottle Holder

/CARDIO EQUIPMENT/

HOME USE RECUMBENT BIKE

WNQ-3318WA



Specification	
Assemble Size	1020*600*1050 (LXWXHmm)
Max Load	110kg
Net Weight	51.4kg
Gross Weight	54.5kg
Color	Silver Gray
Power Supply	3VDC
Power	60 RPM Max pedaling power 215W
Resistance Level	1-8
Resistance System	electromagnetism
Stride	30cm
Brake System	\
Drivetrain System	Poly-V Belt
Flywheel	7Kgs ϕ 260 Two-way inner magnetic control flywheel
Screen	LCD
Console Functions	Display time, speed, calorie, rotating speed, distance, heart rate, resistance, etc.;
Others	

COMMERCIAL STAIR CLIMBER

F1-8718B
F1-8718B-TV1



Specification	
Assemble Size	1500*910*1930 (LXWXHmm)
Max Load	200kg
Net Weight	190kg
Gross Weight	250kg
Color	Black Sand Pattern
Power Supply	220VAC ± 20V/50HZ or 60HZ 10A
Gear	L1-L16
Display Screen	LED Nixie tube+dot matrix 15.6-inch capacitive touch screen
Console Functions	time, distance, gear, steps, program, calories, heart rate, frequency;8 programs: 1 manual mode, 7 preset modes Parameter display: time, distance, gear, steps, program, calories, heart rate, power Programs: Target Mode, Preset Mode and Apply Multimedia Multi-media: Netflix, YouTube, TED, BBC News, Chrome etc.
Others	Handheld heartbeat and buttons (easy to operate)

HIP BEAUTY MACHINE

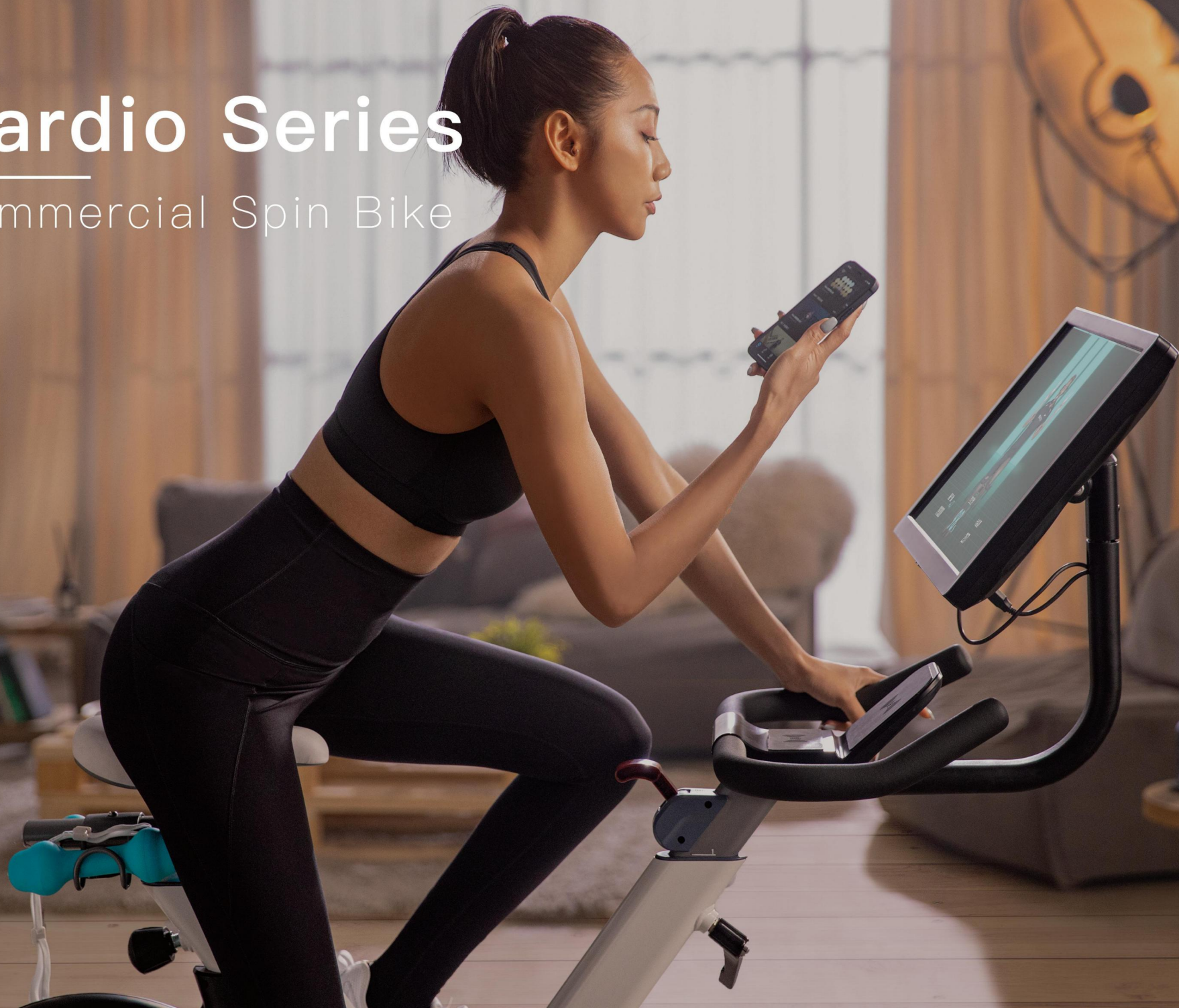
F1-8618F



Specification	
Assemble Size	1110*1055*970 (LXWXHmm)
Max Load	150kg
Net Weight	80kg
Color	Black Sand Pattern
Power Supply	Self generating
Resistance Level	L1-L16
Resistance System	Electromagnetic control system
Display Screen	LED Nixie tube+dot matrix
Console Functions	time, distance, resistance, rotational speed, program, speed, calories, heart rate; 8 programs: 1 manual mode, 7 preset modes
Others	Water Bottle Holder

Cardio Series

Commercial Spin Bike



/CARDIO EQUIPMENT/

COMMERCIAL SPIN BIKE

VENUS-B1



Specification	
Assemble Size	1215*595*1165 (LXWXHmm)
Max Load	120kg
Net Weight	45kg
Gross Weight	53kg
Color	Black cover+Red steel
Resistance System	Magnatic Resistance
Drivetrain System	Poly-V Belt
Brake System	Push down emergency braking
Adjustment	Handlebar adjustment: Up-Down, Saddle Adjustment: Front-Rear&Up-Down
Frame	2mm Flat Oval Tube
Flywheel	10.2kg chrome
Main Shaft	φ20
Crank	Steel crank
Handlebar	φ32*2.0
Others	iconsole+sportsApp,Support bluetooth heart rate, Quick start, Intermittent training,Map Mode,Fixed output,training courses, AI training, Video selecting mode,etc

/CARDIO EQUIPMENT/

COMMERCIAL SPIN BIKE

VENUS-B3



Specification	
Assemble Size	1370*595*1535 (LXWXHmm)
Max Load	120kg
Net Weight	51kg
Gross Weight	55kg
Color	Black cover+Red steel
Resistance System	Magnatic Resistance
Drivetrain System	Poly-V Belt
Brake System	Push down emergency braking
Adjustment	Handlebar adjustment: Up-Down, Saddle Adjustment: Front-Rear&Up-Down
Frame	2mm Flat Oval Tube
Flywheel	10.2kg chrome
Main Shaft	φ20
Crank	Steel crank
Handlebar	φ32*2.0
Others	21.5" Android system screen,WIFI connection, Quick start, Intermittent mode,Map Mode,Real Mode,Media Entertainment

/CARDIO EQUIPMENT/

HOME USE SPIN BIKE

VENUS-B2



Specification	
Assemble Size	1400*560*1430 (LXWXHmm)
Max Load	100kg
Net Weight	45kg
Gross Weight	51kg
Color	Pearl White,Black ABS plastic bike cover
Resistance System	Magnatic Resistance System
Drivetrain System	Poly-V Belt
Brake System	Infinite Resistance Adjustment with Brake
Adjustment	Handlebar adjustment: Up-Down. Saddle Adjustment: Front-Rear&Up-Down
Frame	Carbon Steel, Powder coating
Flywheel	Rear flywheel, Steel, 8Kg (D430 rear flywheel, steel,clad aluminium)
Main Shaft	Commercial sealed bearing/high strength roughened 20 mm shaft
Crank	Steel crank
Handlebar	Thick anti slip foam handle
Others	21.5" Android system screen,WIFI connection, Quick start, Intermittent mode,Map Mode,Real Mode,Media Entertainment

/CARDIO EQUIPMENT/

HOME USE SPIN BIKE

VENUS-B6



Specification	
Assemble Size	1300*560*1100 (LXWXHmm)
Max Load	100kg
Net Weight	38kg
Gross Weight	44kg
Color	Pearl White,Black ABS plastic bike cover
Resistance System	Magnatic Resistance System
Drivetrain System	Poly-V Belt
Brake System	Push down emergency braking
Adjustment	Handlebar adjustment: Up & Down. Saddle Adjustment: Front & Rear, Up & Down
Frame	Carbon Steel, Powder coating
Flywheel	Rear flywheel, Steel, 8Kg (D430 rear flywheel, steel,clad aluminium)
Main Shaft	Commercial sealed bearing/high strength roughened 20 mm shaft
Crank	Steel crank
Handlebar	Thick anti-slip foam handlebar
Others	iconsole+sportsApp,Support bluetooth heart rate, Quick start, Intermittent training,Map Mode,Fixed output,training courses, AI training, Video selecting mode,etc

COMMERCIAL SPIN BIKE

F1-318M2

Specification	
Assemble Size	1200*620*1050 (长X宽X高mm)
Max Load	150kg
Net Weight	59kg
Gross Weight	66kg
Color	Black/White
Resistance System	Friction Resistance
Drivetrain System	Poly-V Belt
Brake System	Push down emergency braking
Adjustment	Handlebar adjustment: Up-Down, Saddle Adjustment: Front-Rear&Up-Down
Frame	2.0mm Flat Oval Tube
Flywheel	22KG solid chrome flywheel
Main Shaft	Commercial use sealed bearing/High Density extra thick 40mm axle
Crank	Commercial use crank
Handlebar	professional multiple positions anti-slip dip handlebar
Screen (Optional)	Big LCD Screen
Console Functions (Optional)	Display time, calorie, speed, distance, heart rate, resistance level, etc.
Others	Movement Wheels, Water Bottle Holder (Optional), iPad Bracket (Optional)

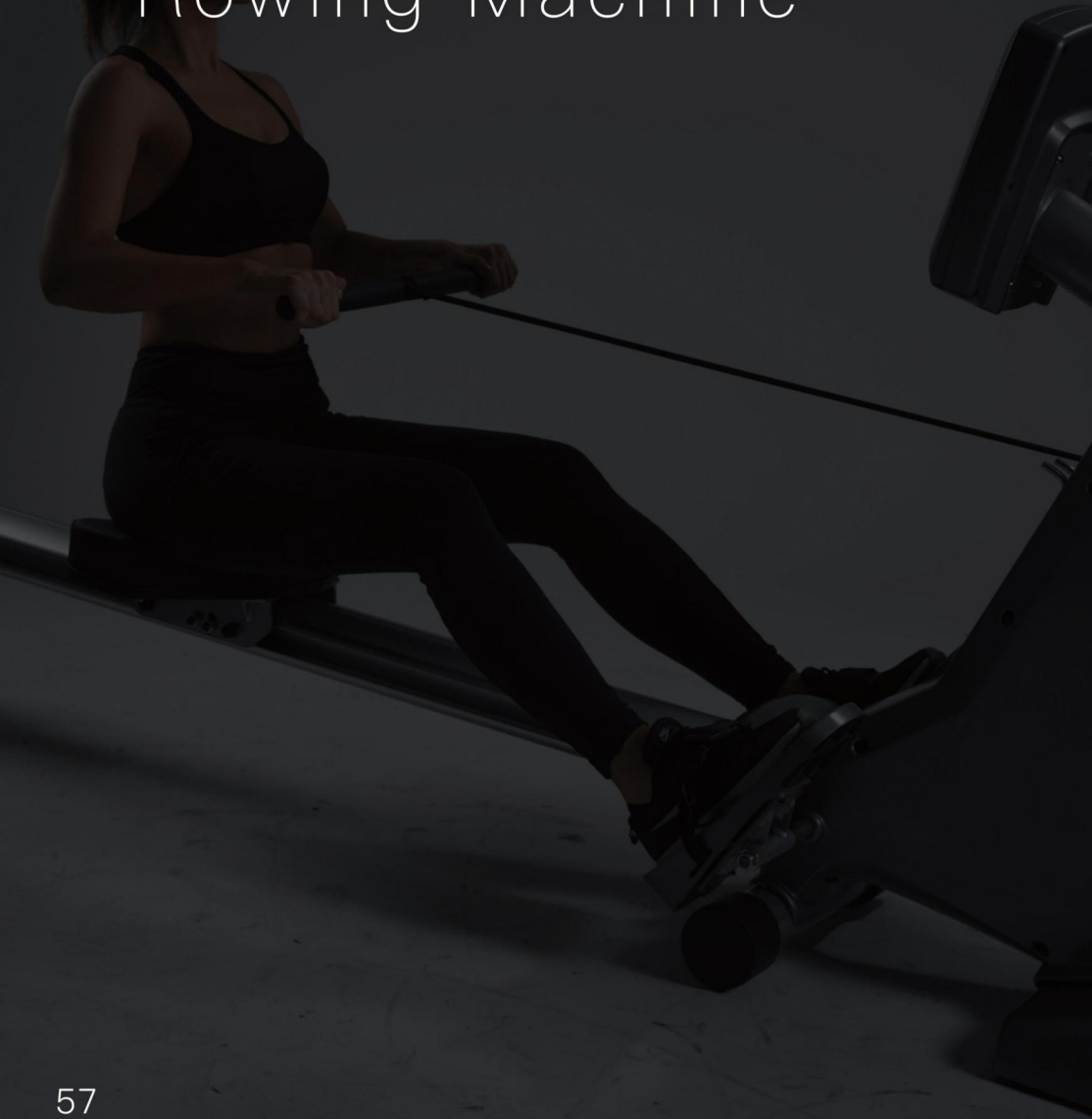
HOME USE SPIN BIKE

WNQ-318M1

Specification	
Assemble Size	1350*520*1020 (LXWXHmm)
Max Load	110kg
Net Weight	43kg
Gross Weight	48kg
Color	Bright Red
Resistance System	Friction Resistance
Drivetrain System	Chain
Brake System	Push down emergency braking
Adjustment	Handlebar adjustment: Up-Down, Saddle Adjustment: Front-Rear&Up-Down
Frame	1.5mm Tube
Flywheel	21KG solid chrome flywheel
Main Shaft	Home use sealed bearing/High Density extra thick 20mm axle
Crank	Home use crank
Screen	LCD Screen
Console Functions	Display time, speed, distance, rotating speed
Others	Water Bottle Holder

Cardio Series

Rowing Machine



COMMERCIAL ROWING MACHINE

F1-8218A

F1-8218A-TV3



Specification	LED	15.6" TV
Assemble Size	2300*850*1090 (LXWXHmm)	
Max Load	150kg	
Net Weight	63kg	
Gross Weight	72kg	
Color	Black Sand Pattern	
Power Supply	Self-generator	220VAC/50HZ
Power	60 RPM Max pedaling power 430W	
Resistance Level	1-16	
Resistance System	Self-generator electromagnetic control system	EMS resistance system
Exercise Stroke	100cm	
Drivetrain System	Flat Belt	
Flywheel	11Kgs φ265 electromagnetic control flywheel	
Screen	LED Screen	15.6" capacitive touch screen
Console Functions	Display time, rowing times, calorie, heart rate, resistance, etc.; Standard handhold heart rate test (Optional wireless heart rate test); 8 professional exercise modes, 1 manual mode, multiple preset modes; Console has 1 minutes power of delay function	Spec: time, distance, calories, speed, number of strokes, frequency, heart rate, etc. Programs: Reality Mode, Object Mode and Applied Multimedia Multi-media: Netflix, YouTube, TED, BBC News, Chrome etc.
Others	Hi-Fi Stereo Speaker, Movement Wheels, MP3 Earphone, USB Interface	

COMMERCIAL ROWING MACHINE

F1-8218C



Specification	
Assemble Size	2130*500*570 (LXWXHmm)
Net Weight	32kg
Gross Weight	40kg
Color	Wood color
Resistance system	Water resistance

Strength Equipment

5000/7000 Series



STRENGTH EQUIPMENT SINGLE STATION

F1-5001

Leg Extension



Specification	
Assemble Size	1250*1160*1515(LXWXHmm)
Packing Size	\
Color	Black Sand Pattern
Net Weight	250kg
Weight Stack	12 Pcs, 9.10Kg (20lbs) each
Exercise Part	Quadriceps Femoris, Gastrocnemius, Soleus Muscle, etc.

F1-5002

Prone Leg Curl



Specification	
Assemble Size	1780*1160*1515(LXWXHmm)
Packing Size	\
Color	Black Sand Pattern
Net Weight	226.8kg
Weight Stack	10 Pcs, 9.10Kg (20lbs) each
Exercise Part	Biceps Femoris, Gastrocnemius, Soleus Muscle, etc.

F1-5007

Ab Machine



Specification	
Assemble Size	1270*1020*1515(LXWXHmm)
Packing Size	\
Color	Black Sand Pattern
Net Weight	219.2kg
Weight Stack	10 Pcs, 9.10Kg (20lbs) each
Exercise Part	Abdominal Muscle, External Oblique Muscle, etc.

F1-5008

Low Back



Specification	
Assemble Size	1200*1048*1665(LXWXHmm)
Packing Size	\
Color	Black Sand Pattern
Net Weight	261.5kg
Weight Stack	12 Pcs, 9.10Kg (20lbs) each
Exercise Part	Superficial Dorsal Muscle, Deep Back Muscles, Back Fascia, etc.

STRENGTH EQUIPMENT SINGLE STATION

F1-5009

Waist Rotary



Specification	
Assemble Size	1248*1160*1515(LXWXHmm)
Packing Size	\
Color	Black Sand Pattern
Net Weight	205.6kg
Weight Stack	8 Pcs, 9.10Kg (20lbs) each
Exercise Part	Abdominal Oblique, External Oblique Muscle, Lumbar Muscle, etc.

F1-5012

Triceps



Specification	
Assemble Size	1180*1100*1515(LXWXHmm)
Packing Size	\
Color	Black Sand Pattern
Net Weight	188.8kg
Weight Stack	8 Pcs, 9.10Kg (20lbs) each
Exercise Part	Triceps, etc.

F1-5011

Biceps



Specification	
Assemble Size	1248*1080*1515(LXWXHmm)
Packing Size	\
Color	Black Sand Pattern
Net Weight	188.0kg
Weight Stack	8 Pcs, 9.10Kg (20lbs) each
Exercise Part	Biceps, etc.

F1-5013

Triceps Dip



Specification	
Assemble Size	1090*1320*1524(LXWXHmm)
Packing Size	\
Color	Black Sand Pattern
Net Weight	224.0kg
Weight Stack	12 Pcs, 9.10Kg (20lbs) each
Exercise Part	Triceps, Pectoral Muscle, Deltoid Muscle, etc.

STRENGTH EQUIPMENT SINGLE STATION

F1-5015

Shoulder Raise



Specification	
Assemble Size	1220*1194*1524(LXWXHmm)
Packing Size	\
Color	Black Sand Pattern
Net Weight	243.1kg
Weight Stack	8 Pcs, 9.10Kg (20lbs) each
Exercise Part	Deltoid Muscle, Trapezius, etc.

F1-5027

Seated Leg Curl



Specification	
Assemble Size	1630*1200*1515(LXWXHmm)
Packing Size	\
Color	Black Sand Pattern
Net Weight	270.0kg
Weight Stack	12 Pcs, 9.10Kg (20lbs) each
Exercise Part	Biceps Femoris, Gastrocnemius, etc.

STRENGTH EQUIPMENT SINGLE STATION

F1-5203

Seated Leg Press



Specification	
Assemble Size	1648*1230*1810(LXWXHmm)
Packing Size	\
Color	Black Sand Pattern
Net Weight	437.1kg
Weight Stack	19 Pcs, 9.10Kg (20lbs) each
Exercise Part	Quadriceps Femoris, Biceps Femoris, Gluteus Maximus etc.

F1-5214

Shoulder Press



Specification	
Assemble Size	1730*1400*1665(LXWXHmm)
Packing Size	\
Color	Black Sand Pattern
Net Weight	269.8kg
Weight Stack	12 Pcs, 9.10Kg (20lbs) each
Exercise Part	Deltoid Muscle, Trapezius, etc.

F1-5036

Peck Fly/Rear Deltoid



Specification	
Assemble Size	1548*1048*1980(LXWXHmm)
Packing Size	\
Color	Black Sand Pattern
Net Weight	240.6kg
Weight Stack	12 Pcs, 9.10Kg (20lbs) each
Exercise Part	Pectoralis Major, Pectoralis Minor, Scapular Anterior, etc.

F1-5043

Abductor/Adductor



Specification	
Assemble Size	1800*780*1515(LXWXHmm)
Packing Size	\
Color	Black Sand Pattern
Net Weight	318.8kg
Weight Stack	12 Pcs, 9.10Kg (20lbs) each
Exercise Part	Abductor Thighs, Adductor Thighs, etc.

F1-5218

Chest Extension



Specification	
Assemble Size	762*1320*1980(LXWXHmm)
Packing Size	\
Color	Black Sand Pattern
Net Weight	231.8kg
Weight Stack	12 Pcs, 9.10Kg (20lbs) each
Exercise Part	Pectoralis Major, Deltoid Muscle, etc.

F1-5220

Seated Rowing



Specification	
Assemble Size	1380*1200*1665(LXWXHmm)
Packing Size	\
Color	Black Sand Pattern
Net Weight	252.4kg
Weight Stack	12 Pcs, 9.10Kg (20lbs) each
Exercise Part	Great Round Muscle, Latissimus Dorsi, etc.

/ 5000 SERIES /

STRENGTH EQUIPMENT SINGLE STATION

F1-5222

Chest Press



Specification	
Assemble Size	1190*1360*2060(LXWXHmm)
Packing Size	\
Color	Black Sand Pattern
Net Weight	275.2kg
Weight Stack	12 Pcs, 9.10Kg (20lbs) each
Exercise Part	Pectoralis Major, Deltoid Muscle, etc.

F1-5235

Lat Pulldown



Specification	
Assemble Size	1570*1160*2050(LXWXHmm)
Packing Size	\
Color	Black Sand Pattern
Net Weight	248.4kg
Weight Stack	12 Pcs, 9.10Kg (20lbs) each
Exercise Part	Trapezius, Great Round Muscle,

/ 5000 SERIES /

STRENGTH EQUIPMENT SINGLE STATION

F1-2046

Lat Pulldown/Low Row



Specification	
Assemble Size	1805*785*2212(LXWXHmm)
Packing Size	\
Color	Black Sand Pattern
Net Weight	247.1kg
Weight Stack	14 Pcs, 9.10Kg (20lbs) each
Exercise Part	Trapezius, Latissimus Dorsi, Deltoid Muscle, Great Round Muscle, etc.

F1-2037

Chin Dip Assit



Specification	
Assemble Size	1400*990*2180(LXWXHmm)
Packing Size	\
Color	Black Sand Pattern
Net Weight	262.8kg
Weight Stack	10 Pcs, 9.10Kg (20lbs) each
Exercise Part	Trapezius, Latissimus Dorsi, Deltoid Muscle, Biceps, Triceps, etc.

F1-2040

Leg Extension/Leg Curl



Specification	
Assemble Size	1320*1030*1600(LXWXHmm)
Packing Size	\
Color	Black Sand Pattern
Net Weight	303.3kg
Weight Stack	14 Pcs, 9.10Kg (20lbs) each
Exercise Part	Quadriceps Femoris, Biceps Femoris, Gluteus Maximus, etc.

STRENGTH EQUIPMENT SINGLE STATION

F1-7001
Leg Extension



Specification	
Assemble Size	1330*1050*1600(LXWXHmm)
Packing Size	1470*980*550(LXWXHmm)
Color	Frame: Dark Gray , Shrouds: Matte Gray
Net Weight/ Gross Weight	244.0kg / 259.0kg
Weight Stack	12 Pcs, 9.10Kg (20lbs) each
Console	5" LCD Screen, display Calorie and Weight selected 7" IPS HD Touch Screen, Intelligent Console (*Optional)
Exercise Part	Quadriceps Femoris, Rectus Femoris, Lateral Femoral Muscle, etc.

F1-7002
Prone Leg Curl



Specification	
Assemble Size	1700*980*1600(LXWXHmm)
Packing Size	1470*980*550(LXWXHmm)
Color	Frame: Dark Gray , Shrouds: Matte Gray
Net Weight/ Gross Weight	223.0kg / 238.0kg
Weight Stack	12 Pcs, 9.10Kg (20lbs) each
Console	5" LCD Screen, display Calorie and Weight selected 7" IPS HD Touch Screen, Intelligent Console (*Optional)
Exercise Part	Gluteus Maximus, Biceps Femoris, etc.

F1-7003
Glute



Specification	
Assemble Size	2060*840*1600(LXWXHmm)
Packing Size	1810*1010*420(LXWXHmm)
Color	Frame: Dark Gray , Shrouds: Matte Gray
Net Weight/ Gross Weight	225.0kg / 240.0kg
Weight Stack	10 Pcs, 9.10Kg (20lbs) each
Console	5" LCD Screen, display Calorie and Weight selected 7" IPS HD Touch Screen, Intelligent Console (*Optional)
Exercise Part	Gluteus Maximus, Soleus Muscle, Rectus Femoris, Lateral Femoral Muscle, etc.

F1-7007
Ab Machine



Specification	
Assemble Size	1300*1100*1600mm(LXWXHmm)
Packing Size	1720*980*550(LXWXHmm)
Color	Frame: Dark Gray , Shrouds: Matte Gray
Net Weight/ Gross Weight	222.0kg / 237.0kg
Weight Stack	12 Pcs, 9.10Kg (20lbs) each
Console	5" LCD Screen, display Calorie and Weight selected 7" IPS HD Touch Screen, Intelligent Console (*Optional)
Exercise Part	Abdominal Muscle, External Oblique Muscle, etc.

STRENGTH EQUIPMENT SINGLE STATION

F1-7009
Waist Rotary



Specification	
Assemble Size	1120*1030*1600(LXWXHmm)
Packing Size	1540*1050*500(LXWXHmm)
Color	Frame: Dark Gray , Shrouds: Matte Gray
Net Weight/ Gross Weight	226.0kg / 241.0kg
Weight Stack	12 Pcs, 9.10Kg (20lbs) each
Console	5" LCD Screen, display Calorie and Weight selected 7" IPS HD Touch Screen, Intelligent Console (*Optional)
Exercise Part	Abdominal Oblique, External Oblique Muscle, etc.

F1-7011
Biceps



Specification	
Assemble Size	1240*1520*1600(LXWXHmm)
Packing Size	1470*980*550(LXWXHmm)
Color	Frame: Dark Gray , Shrouds: Matte Gray
Net Weight/ Gross Weight	246.0kg / 261.0kg
Weight Stack	12 Pcs, 9.10Kg (20lbs) each
Console	5" LCD Screen, display Calorie and Weight selected 7" IPS HD Touch Screen, Intelligent Console (*Optional)
Exercise Part	Biceps, etc.

F1-7013
Triceps Dip



Specification	
Assemble Size	1600*1160*1600(LXWXHmm)
Packing Size	1620*1130*500(LXWXHmm)
Color	Frame: Dark Gray , Shrouds: Matte Gray
Net Weight/ Gross Weight	254.5kg / 270.0kg
Weight Stack	12 Pcs, 9.10Kg (20lbs) each
Console	5" LCD Screen, display Calorie and Weight selected 7" IPS HD Touch Screen, Intelligent Console (*Optional)
Exercise Part	Triceps, etc.

F1-7015
Shoulder Raise



Specification	
Assemble Size	1150*1500*1600(LXWXHmm)
Packing Size	1470*980*550(LXWXHmm)
Color	Frame: Dark Gray , Shrouds: Matte Gray
Net Weight/ Gross Weight	245.0kg / 260.0kg
Weight Stack	12 Pcs, 9.10Kg (20lbs) each
Console	5" LCD Screen, display Calorie and Weight selected 7" IPS HD Touch Screen, Intelligent Console (*Optional)
Exercise Part	Deltoid Muscle, Trapezius, etc.

STRENGTH EQUIPMENT SINGLE STATION

F1-7027

Seated Leg Curl



Specification	
Assemble Size	1330*1050*1600(LXWXHmm)
Packing Size	1620*1130*500(LXWXHmm)
Color	Frame: Dark Gray , Shrouds: Matte Gray
Net Weight/ Gross Weight	258.0kg / 273.0kg
Weight Stack	12 Pcs, 9.10Kg (20lbs) each
Console	5" LCD Screen, display Calorie and Weight selected 7" IPS HD Touch Screen, Intelligent Console (*Optional)
Exercise Part	Biceps Femoris, Quadriceps Femoris, etc.

F1-7037

Chin Dip Assit



Specification	
Assemble Size	1320*1330*2240(LXWXHmm)
Packing Size	box1: 2290*780*440 (mm) box2: 1500*1000*390 (mm)
Color	Frame: Dark Gray , Shrouds: Matte Gray
Net Weight/ Gross Weight	279.0kg / 294.0kg
Weight Stack	12 Pcs, 9.10Kg (20lbs) each
Console	5" LCD Screen, display Calorie and Weight selected 7" IPS HD Touch Screen, Intelligent Console (*Optional)
Exercise Part	Trapezius, Latissimus Dorsi, Biceps, Triceps, etc.

F1-7203

Seated Leg Press



Specification	
Assemble Size	1850*1200*1600(LXWXHmm)
Packing Size	box1: 1820*680*480 (mm) box2: 1500*1000*330 (mm)
Color	Frame: Dark Gray , Shrouds: Matte Gray
Net Weight/ Gross Weight	366.0kg / 385.0kg
Weight Stack	19 Pcs, 9.10Kg (20lbs) each
Console	5" LCD Screen, display Calorie and Weight selected 7" IPS HD Touch Screen, Intelligent Console (*Optional)
Exercise Part	Quadriceps Femoris, Biceps Femoris,

F1-7214

Shoulder Press



Specification	
Assemble Size	1720*1650*1600(LXWXHmm)
Packing Size	1620*1130*500(LXWXHmm)
Color	Frame: Dark Gray , Shrouds: Matte Gray
Net Weight/ Gross Weight	262.0kg / 277.0kg
Weight Stack	12 Pcs, 9.10Kg (20lbs) each
Console	5" LCD Screen, display Calorie and Weight selected 7" IPS HD Touch Screen, Intelligent Console (*Optional)
Exercise Part	Deltoid Muscle, Trapezius, etc.

STRENGTH EQUIPMENT SINGLE STATION

F1-7220

Back Extension



Specification	
Assemble Size	1600*1260*1600(LXWXHmm)
Packing Size	1620*1130*500(LXWXHmm)
Color	Frame: Dark Gray , Shrouds: Matte Gray
Net Weight/ Gross Weight	242.0kg / 257.0kg
Weight Stack	12 Pcs, 9.10Kg (20lbs) each
Console	5" LCD Screen, display Calorie and Weight selected 7" IPS HD Touch Screen, Intelligent Console (*Optional)
Exercise Part	Back Muscles, Deltoid Muscle, Biceps, etc.

F1-7222

Chest Press



Specification	
Assemble Size	1400*1500*1700(LXWXHmm)
Packing Size	1750*1100*450(LXWXHmm)
Color	Frame: Dark Gray , Shrouds: Matte Gray
Net Weight/ Gross Weight	254.0kg / 269.0kg
Weight Stack	12 Pcs, 9.10Kg (20lbs) each
Console	5" LCD Screen, display Calorie and Weight selected 7" IPS HD Touch Screen, Intelligent Console (*Optional)
Exercise Part	Pectoralis Major, Deltoid Muscle, etc.

F1-7235

Lat Pulldown



Specification	
Assemble Size	1380*1460*1850(LXWXHmm)
Packing Size	1470*980*550(LXWXHmm)
Color	Frame: Dark Gray , Shrouds: Matte Gray
Net Weight/ Gross Weight	248.0kg / 263.0kg
Weight Stack	12 Pcs, 9.10Kg (20lbs) each
Console	5" LCD Screen, display Calorie and Weight selected 7" IPS HD Touch Screen, Intelligent Console (*Optional)
Exercise Part	Latissimus Dorsi, Biceps

F1-7036

Chest Extension



Specification	
Assemble Size	1248*1713*2046(LXWXHmm)
Packing Size	2116*1016*621(LXWXHmm)
Color	Frame: Dark Gray , Shrouds: Matte Gray
Net Weight/ Gross Weight	270.0kg / 320.0kg
Weight Stack	12 Pcs, 9.10Kg (14lbs) each
Console	5" LCD Screen, display Calorie and Weight selected 7" IPS HD Touch Screen, Intelligent Console (*Optional)
Exercise Part	Pectoralis Major, Deltoid Muscle, etc.

STRENGTH EQUIPMENT SINGLE STATION & FREE WEIGHT

F1-7043
Abductor/Adductor



Specification	
Assemble Size	1900*810*1600(LXWXHmm)
Packing Size	1620*1020*710(LXWXHmm)
Color	Frame: Dark Gray , Shrouds: Matte Gray
Net Weight/ Gross Weight	245.0kg / 260.0kg
Weight Stack	12 Pcs, 9.10Kg (20lbs) each
Console	5" LCD Screen, display Calorie and Weight selected 7" IPS HD Touch Screen, Intelligent Console (*Optional)
Exercise Part	Abductor Thighs, Adductor Thighs, etc.

F1-7046
Lat Pulldown/Low Row



Specification	
Assemble Size	1750*1547*2288(LXWXHmm)
Packing Size	2116*890*655(LXWXHmm)
Color	Frame: Dark Gray , Shrouds: Matte Gray
Net Weight/ Gross Weight	259.0kg / 320.0kg
Weight Stack	12 Pcs, 9.10Kg (14lbs) each
Console	5" LCD Screen, display Calorie and Weight selected 7" IPS HD Touch Screen, Intelligent Console (*Optional)
Exercise Part	Trapezius, Latissimus Dorsi, Deltoid Muscle, Great Round Muscle, etc.

F1-7059
Flat Bench



Specification	
Assemble Size	1260*710*450(LXWXHmm)
Packing Size	1120*420*245(LXWXHmm)
Color	Frame: Dark Gray , Thread: Red
Net Weight/ Gross Weight	27.0kg / 35.0kg
Pads	Foam PU + High-end Automotive Leather
Tube	PT120*60*2.5/PT100*50*3
Function	Assistive equipment, which can be supplemented with dumbbells, barbells, kettlebells or body exercises to exercise the chest, back, abdomen, biceps, triceps, etc.

F1-7061
Ab Bench



Specification	
Assemble Size	1580*810*1040(LXWXHmm)
Packing Size	1760*580*500(LXWXHmm)
Color	Frame: Dark Gray , Thread: Red
Net Weight/ Gross Weight	38.0kg / 45.0kg
Pads	Foam PU + High-end Automotive Leather
Tube	PT120*60*2.5/PT100*50*3
Exercise Part	Abdominal Muscle, External Oblique Muscle, etc.

STRENGTH EQUIPMENT SINGLE STATION & FREE WEIGHT

F1-7078
Olympic Bench Flat



Specification	
Assemble Size	1200*1300*1280(LXWXHmm)
Packing Size	1350*680*330(LXWXHmm)
Color	Frame: Dark Gray , Thread: Red
Net Weight/ Gross Weight	62.0kg / 70.0kg
Pads	Foam PU + High-end Automotive Leather
Tube	PT120*60*2.5/PT100*50*3/φ48*3
Exercise Part	Pectoralis Major, Deltoid Muscle, etc.

F1-7079
Olympic Bench Incline



Specification	
Assemble Size	1505*1300*1620(LXWXHmm)
Packing Size	1700*860*320(LXWXHmm)
Color	Frame: Dark Gray , Thread: Red
Net Weight/ Gross Weight	72.0kg / 80.0kg
Pads	Foam PU + High-end Automotive Leather
Tube	PT120*60*2.5/PT100*50*3/φ48*3
Exercise Part	Pectoralis Major, Deltoid Muscle, Triceps etc.

F1-7088
Four Stations Multi-Functional Machine



Specification	
Assemble Size	3450*1650*2520(LXWXHmm)
Packing Size	2560*1000*900(LXWXHmm)
Color	Frame: Dark Gray
Weight Stack	96 Pcs, 5Kg (11lbs) each
Tube	PT120*60*2.5/PT100*50*3/PT80*40*3/φ48*3/φ32*3
Handles	Powdery Coated Tubes with Foam Grips, Aluminum End Caps
Chain, Snap Link	Galvanized Carbon Steel
Pulley	High-strength ABS Pulley
Exercise Part	Pectoralis Major, Biceps, Triceps, Latissimus Dorsi, Trapezius, Deltoid, Small Round Muscle, Serratus Anterior etc.

/ 7000 SERIES /

STRENGTH EQUIPMENT SINGLE STATION & FREE WEIGHT

F1-7093

Back Extension



Specification	
Assemble Size	1310*710*790(LXWXHmm)
Packing Size	1120*690*370(LXWXHmm)
Color	Frame: Dark Gray , Thread: Red
Net Weight/ Gross Weight	39.0kg / 45.0kg
Pads	Foam PU + High-end Automotive Leather
Tube	PT120*60*2.5/PT100*50*3/φ48*3
Exercise Part	Erector Spinae, Upside Gluteus



Strength Equipment

W2000 Series

STRENGTH EQUIPMENT SINGLE STATION & FREE WEIGHT

W2001

Chest Press & Back Pulling



Specification	
Assemble Size	1430*1150*2100(LXWXHmm)
Packing Size	box1: 1880*1060*230(LXWXHmm) box2: 2110*480*410(LXWXHmm)
Color	Frame: Gray Sand Pattern, Side Shrouds: Pearl Red, Shrouds: Dark Gray Sand Pattern
Net Weight/ Gross Weight	220.0kg ; 235.0kg
Weight Stack	19 Pcs, 4.60Kg (10lbs) each
Function	Seated Chest Press, Seated Rowing
Exercise Part	Upper pectoral muscles, biceps, deltoid shoulder muscles, back muscles, etc.

W2002

Lat Pulldown & Low Row



Specification	
Assemble Size	1800*1240*2100(LXWXHmm)
Packing Size	box1: 1880*1060*230(LXWXHmm) box2: 2110*450*390(LXWXHmm)
Color	Frame: Gray Sand Pattern, Side Shrouds: Pearl Red, Shrouds: Dark Gray Sand Pattern
Net Weight/ Gross Weight	185.0kg ; 200.0kg
Weight Stack	19 Pcs, 4.60Kg (10lbs) each
Function	Low Row, Lat Pulldown
Exercise Part	Latissimus dorsi, large round muscle, trapezius, rhomboid muscle.

STRENGTH EQUIPMENT SINGLE STATION & FREE WEIGHT

W2005

Leg Training Machine



Specification	
Assemble Size	2260*1370*1975(LXWXHmm)
Packing Size	box1: 1880*1060*230(LXWXHmm) box2: 1880*780*450(LXWXHmm)
Color	Frame: Gray Sand Pattern, Side Shrouds: Pearl Red, Shrouds: Dark Gray Sand Pattern
Net Weight/ Gross Weight	214.0kg ; 229.0kg
Weight Stack	19 Pcs, 4.60Kg (10lbs) each
Function	Leg Press
Exercise Part	Quadriceps, Gluteus maximus, Gastrocnemius

W2006

Leg Curl & Leg Extension



Specification	
Assemble Size	1710*1370*1975(LXWXHmm)
Packing Size	box1: 1880*1060*230(LXWXHmm) box2: 1190*980*530(LXWXHmm)
Color	Frame: Gray Sand Pattern, Side Shrouds: Pearl Red, Shrouds: Dark Gray Sand Pattern
Net Weight/ Gross Weight	220.0kg ; 235.0kg
Weight Stack	19 Pcs, 4.60Kg (10lbs) each
Function	Leg Extension, Leg Curl
Exercise Part	Thigh muscles, calf muscles, abs

W2003

Pulling Machine



Specification	
Assemble Size	1590*1140*2100(LxWxH mm)
Packing Size	box1: 1880*1060*230(LxWxH mm) box2: 2110*450*390(LxWxH mm)
Color	Frame: Gray Sand Pattern, Side Shrouds: Pearl Red, Shrouds: Dark Gray Sand Pattern
Net Weight/ Gross Weight	180.0kg ; 195.0kg
Weight Stack	19 Pcs, 4.60Kg (10lbs) each
Function	Arm Pushdown, Stand Rowing
Exercise Part	Latissimus dorsi, triceps, biceps, deltoid

W2004

Peck Fly & Rear Deltoid



Specification	
Assemble Size	1420*1080*2120(LxWxH mm)
Packing Size	box1: 1880*1060*230(LxWxH mm) box2: 2110*540*455(LxWxH mm)
Color	Frame: Gray Sand Pattern, Side Shrouds: Pearl Red, Shrouds: Dark Gray Sand Pattern
Net Weight/ Gross Weight	211.0kg ; 226.0kg
Weight Stack	19 Pcs, 4.60Kg (10lbs) each
Function	Peck Fly, Rear Deltoid
Exercise Part	Biceps, triceps, gluteal muscles, gluteal muscles

W2007

Ab Curl & Back Extension



Specification	
Assemble Size	1950*1270*1975(LxWxH mm)
Packing Size	box1: 1880*1060*230(LxWxH mm) box2: 1580*810*485(LxWxH mm)
Color	Frame: Gray Sand Pattern, Side Shrouds: Pearl Red, Shrouds: Dark Gray Sand Pattern
Net Weight/ Gross Weight	193.0kg ; 208.0kg
Weight Stack	19 Pcs, 4.60Kg (10lbs) each
Function	Ab Curl, Low Back
Exercise Part	Abdominal and back muscles

W2008

Biceps & Triceps



Specification	
Assemble Size	1110*1270*1975(LxWxH mm)
Packing Size	box1: 1880*1060*230(LxWxH mm) box2: 1190*980*530(LxWxH mm)
Color	Frame: Gray Sand Pattern, Side Shrouds: Pearl Red, Shrouds: Dark Gray Sand Pattern
Net Weight/ Gross Weight	213.0kg ; 228.0kg
Weight Stack	15 Pcs, 4.60Kg (10lbs) each
Function	Biceps, Triceps
Exercise Part	Biceps, Triceps, Forearm

STRENGTH EQUIPMENT SINGLE STATION & FREE WEIGHT

W2009

Hip & Leg Training Machine



Specification	
Assemble Size	1300*1360*1975(LXWXHmm)
Packing Size	box1: 1880*1060*230(LXWXHmm) box2: 1190*980*530(LXWXHmm)
Color	Frame: Gray Sand Pattern, Side Shrouds: Pearl Red, Shrouds: Dark Gray Sand Pattern
Net Weight/ Gross Weight	221.0kg ; 236.0kg
Weight Stack	15 Pcs, 4.60Kg (10lbs) each
Function	Leg Extension, Leg Side Lift
Exercise Part	Gluteus, medialis femoris, lateral femur, biceps femoris

W2010

Chin Dip Assist



Specification	
Assemble Size	1610*1300*1975(LXWXHmm)
Packing Size	box1: 1880*1060*230(LXWXHmm) box2: 1400*1010*475(LXWXHmm)
Color	Frame: Gray Sand Pattern, Side Shrouds: Pearl Red, Shrouds: Dark Gray Sand Pattern
Net Weight/ Gross Weight	243.0kg ; 258.0kg
Weight Stack	19 Pcs, 4.60Kg (10lbs) each
Function	Chin Up, Did, Parallel Bars
Exercise Part	Biceps, Triceps, Forearm, Latissimus Dorsi, Pectoralis Major

W2011

Dumbbell Rack



Specification	
Assemble Size	1700*850*1110(LXWXHmm)
Packing Size	1450*870*400(LXWXHmm)
Color	Gray Sand Pattern
Net Weight/ Gross Weight	107.0kg ; 115.0kg
Tube	100*50*2.0 Square Tube, φ76*3.0 Round Tube
Function	Place dumbbell

W2012

Connection Beam



Specification	
Assemble Size	2915*350*193(LXWXHmm)
Packing Size	1210*400*230(LXWXHmm)
Color	Gray Sand Pattern
Net Weight/ Gross Weight	23.5kg ; 30.0kg
Tube	100*50*2.0 Flat Oval Tube
Function	Cable crossover connection bar, Chin Up

STRENGTH EQUIPMENT SINGLE STATION & FREE WEIGHT

W2013

Flat to Incline Bench



Specification	
Assemble Size	1380*785*1300(LXWXHmm)
Packing Size	1410*540*450(LXWXHmm)
Color	Gray Sand Pattern
Net Weight/ Gross Weight	56.0kg ; 65.0kg
Tube	100*50*2.0 Square Tube, φ50*100*2.0 Oval Tube
Function	Exercise with other equipment (bench press), cable cross over, sit-ups, seated shoulders press, lean over one-arm rowing, etc

W2014

Central Tower



Specification	
Assemble Size	845*485*1920(LXWXHmm)
Packing Size	1830*890*370(LXWXHmm)
Color	Gray Sand Pattern
Net Weight/ Gross Weight	23.5kg ; 30.0kg
Tube	100*50*2.0 Square Tube, φ50*100*2.0 Oval Tube
Function	It can replace the weight stack rack of 4 sets W2000 series products, and combine any 4 of 10 W2000 series products with this product to become a 4-station training machine. If combined with W2003 products and intermediate connection beam W2012, it can be extended W2000 series products to connect more stations.

W2000

Multi Stations



Specification	
Introduction	There are 10 sets dual functions equipment for W2000 series, each equipment has two functions, each can be used independently or in any combination. Tube: Mainly designed with multiple tube diameters, the largest tube diameter is 114 * 2T, 100 * 50 * 3.0T flat oval tube, laser cutting tube and plate, with sufficient material, direct contact with human body parts avoid using plastic materials, foot palte use cross grain plate. Features: The W2000 series can be used independently to meet various exercise needs, when combined with the center tower and the connection beam, it can save the cost and the space greatly, and solve the problem of multiple people queuing for one equipment.

MEIGE^{A48} A Series

Smith Machine



MEIGE A SERIES

/MEIGE A SERIES/

Free Weight

F1-A44

Dumbbell Rack



Specification	
Assemble Size	1050*700*1170(LXWXHmm)
Frame Color	Black Sand Pattern
Gross Weight	50kg
Function	Place dumbbell

F1-A84

Dumbbell Rack



Specification	
Assemble Size	2440*540*910(LXWXHmm)
Frame Color	Black Sand Pattern
Gross Weight	88.5kg
Function	Place dumbbell

F1-A59

Flat Bench



Specification	
Assemble Size	1410*600*460(LXWXHmm)
Frame Color	Black Sand Pattern
Gross Weight	28kg
Function	Sit-up or exercise with dumbbells

F1-A65

Stretch Machine



Specification	
Assemble Size	1370*590*1035(LXWXHmm)
Frame Color	Black Sand Pattern
Gross Weight	37kg
Function	Back muscles and biceps femoris stretching

/MEIGE A SERIES/

Free Weight

F1-A61

Ab Bench



Specification	
Assemble Size	1600*620*700(LXWXHmm)
Frame Color	Black Sand Pattern
Gross Weight	50kg
Function	Sit-up

F1-A62

Preacher Curl



Specification	
Assemble Size	1180*800*1030(LXWXHmm)
Frame Color	Black Sand Pattern
Gross Weight	74kg
Function	Exercise with ez curl bar for biceps arm curl

F1-A63C

Dip Leg Raise



Specification	
Assemble Size	1500*1300*2450(LXWXHmm)
Frame Color	Black Sand Pattern
Gross Weight	120kg
Function	Chin up, Leg raise, Parallel bars

F1-A67

Weight Tree



Specification	
Assemble Size	690*570*930(LXWXHmm)
Frame Color	Black Sand Pattern
Gross Weight	27.5kg
Function	Place barbell

Free Weight

F1-A77
Multi-Function Bench



Specification	
Assemble Size	1550*550*1420(LXWXHmm)
Frame Color	Black Sand Pattern
Gross Weight	58kg
Function	Sit-up

F1-A85
Flat to Incline Bench



Specification	
Assemble Size	1350*550*1280(LXWXHmm)
Frame Color	Black Sand Pattern
Gross Weight	44.5kg
Function	Exercise with dumbbell

F1-A87
Press Chair



Specification	
Assemble Size	1480*680*820(LXWXHmm)
Frame Color	Black Sand Pattern
Gross Weight	28kg
Function	Seated shoulder press

F1-A93
Back Extension



Specification	
Assemble Size	1200*770*950(LXWXHmm)
Frame Color	Black Sand Pattern
Gross Weight	47.5kg
Function	Back extension

Free Weight

F1-A78
Olympic Bench Flat



Specification	
Assemble Size	1600*1670*1280(LXWXHmm)
Frame Color	Black Sand Pattern
Gross Weight	84.5kg
Function	Flat press

F1-A79
Olympic Bench Incline



Specification	
Assemble Size	1790*1670*1600(LXWXHmm)
Frame Color	Black Sand Pattern
Gross Weight	106kg
Function	Incline press

F1-A80
Olympic Bench Decline



Specification	
Assemble Size	2030*1670*1340(LXWXHmm)
Frame Color	Black Sand Pattern
Gross Weight	96kg
Function	Decline press

F1-A881
T Bar Rowing Machine



Specification	
Assemble Size	880*1940*600(LXWXHmm)
Frame Color	Black Sand Pattern
Gross Weight	50kg
Function	Rowing

Free Weight

WNQ-918D

Ab Bench



Specification	
Assemble Size	1350*440*700(LXWXHmm)
Frame Color	Black Sand Pattern
Gross Weight	14kg
Function	Sit-up

WNQ F1-PFID125W

Multi-functional Bench



Specification	
Assemble Size	1440*480*700(LXWXHmm)
Frame Color	Black Sand Pattern
Gross Weight	32kg
Function	Sit-up, Weight lifting, Matching dumbbell to do fly bird and so on.on.

Free Weight

F1-A414
Vertical Shoulder Press



Specification	
Assemble Size	1400*1340*1400(LXWXHmm)
Frame Color	Black Sand Pattern/Yellow
Gross Weight	102kg
Function	Shoulder press

F1-A416
Flat Chest Press



Specification	
Assemble Size	1930*1500*1000(LXWXHmm)
Frame Color	Black Sand Pattern/Yellow
Gross Weight	97kg
Function	Chest press

Free Weight

F1-A435
Lat Pulldown



Specification	
Assemble Size	1640*1460*2100(LXWXHmm)
Frame Color	Black Sand Pattern/Yellow
Gross Weight	114kg
Function	Lat pulldown

F1-A678
Olympic Bench Flat



Specification	
Assemble Size	1650*1650*1310(LXWXHmm)
Frame Color	Black Sand Pattern/Yellow
Gross Weight	114.5kg
Function	Flat press

F1-A417
Incline Shoulder Press



Specification	
Assemble Size	1830*1340*1300(LXWXHmm)
Frame Color	Black Sand Pattern/Yellow
Gross Weight	120kg
Function	Shoulder press

F1-A422
Upright Chest Press



Specification	
Assemble Size	1760*1220*1980(LXWXHmm)
Frame Color	Black Sand Pattern/Yellow
Gross Weight	160kg
Function	Chest press

F1-A679
Olympic Bench Incline



Specification	
Assemble Size	1890*1650*1650(LXWXHmm)
Frame Color	Black Sand Pattern/Yellow
Gross Weight	136kg
Function	Incline press

F1-A680
Olympic Bench Decline



Specification	
Assemble Size	2100*1650*1390(LXWXHmm)
Frame Color	Black Sand Pattern/Yellow
Gross Weight	128kg
Function	Decline press

Free Weight



F1-A52
Huck Squat Machine

Specification	
Assemble Size	1820*1320*1530(LXWXHmm)
Frame Color	Black Sand Pattern/Yellow
Gross Weight	193kg
Function	Squats

Free Weight



F1-A55
Glute Machine

Specification	
Assemble Size	1615*1420*850(LXWXHmm)
Frame Color	Black Sand Pattern/Yellow
Gross Weight	101kg
Function	Gluteal bridge movement



F1-A50
Huck Squat Machine

Specification	
Assemble Size	2320*1565*1660(LXWXHmm)
Frame Color	Black Sand Pattern/Yellow
Gross Weight	193kg
Function	Squats



F1-A51
45° Leg Press

Specification	
Assemble Size	2250*1560*1750(LXWXHmm)
Color	Black Sand Pattern
Gross Weight	275kg
Function	45° Leg press

Multi Function

F1-2044

Functional Trainer



Specification	
Assemble Size	1923x1018x2255(LXWXHmm)
Color	Black Sand Pattern
Gross Weight	472kg
Weight Stack	38 Pcs, 5Kg (11lbs) each
Tube	Φ76*3.0 Round Tube
Shroud	Plastic (ABS)
Cable	Highly flexible oil-containing cable
Function	Chin up, Rowing, Chest extension, Push Down, Etc.

F1-A48

Smith Machine



Specification	
Assemble Size	2200*1500*2160(LXWXHmm)
Color	Black Sand Pattern
Gross Weight	265kg
Tube	120*50*t2.0
Function	Squat, Shoulder press, Rowing

Multi Function

F1-A694

Power Rack



Specification	
Assemble Size	1860*1880*2450(LXWXHmm)
Color	Black Sand Pattern
Gross Weight	275kg
Tube	100*75*4mm
Function	Squat, Chin up, Weightlifting

F1-A694

Power Rack with Weightlifting Platform



Specification	
Assemble Size	3105*2395*2450(LXWXHmm)
Color	Black Sand Pattern
Gross Weight	275kg
Tube	100*75*4mm
Function	Squat, Chin up, Weightlifting

Multi Function

V-2048

Muti Function Smith Machine and Function Trainer



Specification	
Assemble Size	2740*1650*2520(LXWXHmm)
Color	Dark Gary
Weight	487kg
Weight Stack	162kg
Tube	50*120 Square Tube & 50*100 Flat Oval Tube
Guide Rod	Φ25 No.45 Steel
Shroud	Using high-quality cold-rolled steel plate, thickness: 1.5mm
Function	Squat, Chest extension, Chin up, Rowing, Biceps curl, Arm pushdown, Shoulder press, Exercising whole body muscle groups

V-690

Power Rack



Specification	
Assemble Size	2754*1625*2401(LXWXHmm)
Color	Light Black, Dark Night Green
Weight	165kg
Weight Stack	\
Tube	89*89 Square Tube
Function	Exercise Your thighs, Tbia, And thigh muscles, While strengthening bones, Ligaments and tendons across the lower body

Multi Function

F1-2024

Cable Crossover



Specification	
Assemble Size	4020*2265*760(LXWXHmm)
Color	Black Sand Pattern
Weight Stack	20 Pcs, 9.10Kg (20lbs) each
Tube	150*50*t2.0, 120*50*t2.0
Shroud	Plastic (ABS)
Cable	Highly flexible oil-containing cable
Function	Chin up, Biceps curl, Chin up,Etc.

WNQ-5518KA

Smith Machine



Specification	
Assemble Size	1300*2200*2290(LXWXHmm)
Color	Silver Gray
Weight	116kg
Weight Stack	\
Tube	100*50*t2.0
Function	Squat, Shoulder press, Rowing

/MEIGE A SERIES/

Multi Function

WNQ-3518HC

Cable Crossover



Specification

Assemble Size	3500*970*2400(LXWXHmm)
Frame Color	Silver Gray
Gross Weight	259kg
Function	Gluteal bridge movement

WNQ-3518MB

Tower Dumbbell Stand



Specification

Assemble Size	580*540*1116(LXWXHmm)
Frame Color	Black Sand Pattern
Gross Weight	23kg
Function	Place dumbbell

518ED

518

Integrated Series

3 Stations Home Gym



518 Series

Integrated Machine

WNQ-518BI

Standard 5 Stations Home Gym



Specification	
Assemble Size	2100*2350*2100(LXWXHmm)
Color	White Gray, Iron Gray (Optional)
Gross Weight	352kg
Weight Stack	30 Pcs, 4.5 Kgs each
Tubes	F50*50*2, J50*25*2, F30*38*2, φ32*3, φ25*2.5
Pulley	High Strength Plastic Pulley
Cable	Highly flexible oil-containing cable
Function	Chest extension, kicking, leg press, lat pulldown, low row, sit push, sit-up, etc.

WNQ-518BL

3 Stations Home Gym



Specification	
Assemble Size	2300*1850*2065(LXWXHmm)
Color	Black Sand Pattern
Gross Weight	376kg
Weight Stack	30 Pcs, 4.5 Kgs each
Tubes	F50*50*2, J50*25*2, F30*38*2, φ32*3, φ25*2.5
Pulley	High Strength Plastic Pulley
Cable	Highly flexible oil-containing cable
Function	Leg press, kicking, chest extension, lat pulldown, low row, abdomen etc.

Integrated Machine

WNQ-518CI

Single Station Home Gym



Specification	
Assemble Size	1530*980*2120(LXWXHmm)
Color	Black Sand Pattern
Gross Weight	158kg
Weight Stack	15 Pcs, 4.5 Kgs each
Tubes	F50*50*2, J50*25*2, F30*38*2, φ32*3, φ25*2.5
Pulley	High Strength Plastic Pulley
Cable	Highly flexible oil-containing cable
Function	Kicking, lat pulldown, low row, rowing, chest extension, etc.

WNQ-518EC

2 Station Home Gym



Specification	
Assemble Size	2105*1105*2065(LXWXHmm)
Color	Black Sand Pattern
Gross Weight	200kg
Weight Stack	15 Pcs, 4.5 Kgs each
Tubes	F50*50*2, J50*25*2, F30*38*2, φ32*3, φ25*2.5
Pulley	High Strength Plastic Pulley
Cable	Highly flexible oil-containing cable
Function	Chest extension, chest press, kicking, lat pulldown, leg press, parallel bars etc.

Integrated Machine

WNQ-518BK

5 Stations Home Gym



Specification	
Assemble Size	2770*2720*2065(LXWXHmm)
Color	Black Sand Pattern
Gross Weight	577kg
Weight Stack	60 Pcs, 4.5 Kgs each
Tubes	F50*50*2, J50*25*2, F30*38*2, φ32*3, φ25*2.5
Pulley	High Strength Plastic Pulley
Cable	Highly flexible oil-containing cable
Function	Leg press, kicking, chest extension, lat pulldown, low row, side pull, rowing, abdomen etc.

WNQ-518ED

3 Stations Home Gym



Specification	
Assemble Size	1470*1900*2040(LXWXHmm)
Color	Black Sand Pattern
Gross Weight	212kg
Function	Chest extension, high pull, low pull, parallel bars, squats, etc

Integrated Machine

WNQ-518EB

3 Stations Home Gym



Specification	
Assemble Size	1470*980*2040(LXWXHmm)
Color	Black Sand Pattern
Gross Weight	175.5kg
Function	Chest extension, high pull, low pull, parallel bar movements, etc

WNQ-518GA

5 Functional Weightlifting Bench



Specification	
Assemble Size	1670*1000*1000(LXWXHmm)
Color	Black
Gross Weight	50kg
Tubes	φ50*50*2.0
Function	Senior high resilient foam sponge and leather fabric is applied to the bench, exercisers can feel comfortable during exercise. Seat and cushion can be adjusted to the most suitable position the exercisers are accustomed to according to different sizes of the users.

Integrated Machine

F1-A8001

Crossfit



Specification	
Assemble Size	3400*2500*2450(LXWXHmm)
Color	Red, Black
Weight Stack	20 Pcs, 9.10Kg (20lbs) each
Tubes	φ76*3, F60*60*2, F50*50*3, φ32*3, φ25.4*2
Function	It can be used by at least 7 people simultaneously, more than 10 different exercises, the following only lists some common exercises: medicine ball exercise, chin up, pulling exercise, biceps exercises, squat training, flat pulling, punching boxing, steps, rings, dumbbell, kettlebells, etc.

F1-A8000

Crossfit



Specification	
Assemble Size	4000*3600*2450(LXWXHmm)
Color	Red, Black
Weight Stack	20 Pcs, 9.10Kg (20lbs) each
Tubes	φ76*3, F60*60*2, F50*50*3, φ32*3, φ25.4*2
Function	It can be used by at least 15 people simultaneously, more than 20 different exercises, the following only lists some common exercises: medicine ball exercise, parallel bars, horizontal bars, chin up, pulling exercise, biceps exercises, squat training, flat pulling, punching boxing, steps, sling, unilateral weightlifting, climbing training, ladder climbing, agility ladder, rings, kettlebells, etc.


F1-A8003

Crossfit



Specification	
Assemble Size	2105*1105*2065(LXWXHmm)
Color	Red, Black
Weight Stack	20 Pcs, 9.10Kg (20lbs) each
Tubes	φ76*3, F60*60*2, F50*50*3, φ32*3, φ25.4*2
Function	It can be used by at least 9 people simultaneously, more than 12 different exercises, the following only lists some common exercises: medicine ball exercise, steps, unilateral weightlifting, sling, kettlebells, parallel bars, rope pulling, biceps, chin up, pulling exercise, etc.

CASE APPRECIATION



Vietnam Gym



Crossbridge Fitness



Japan Gym



High Level Chain Gym



High Level Commercial Gym



Hotel Gym



School Gym